



**LANDSCAPE PRODUCTS  
2015 CATALOGUE**

**COLLECTIONS**

---

10 COLLECTIONS

**PRODUCTS**

---

22 PAVERS  
40 SLABS  
56 WALLS AND STEPS  
70 CURBS AND ACCESSORIES







FOR MORE THAN 60 YEARS, WE HAVE OFFERED THE LARGEST CHOICE ON THE MARKET: QUALITY PRODUCTS AND DESIRED AESTHETICS THAT SET INDUSTRY TRENDS.

**COVER**

LEXA SLABS – ALPINE GREY

**LEFT PAGE**

MEGA-ARBEL PAVERS – RANGE RICHMOND GREY

**RIGHT PAGE**

LEXA SLABS – STERLING GREY / BERGERAC PLUS PAVERS – RANGE BRITTANY BEIGE

The perfect harmony between masonry and landscaping, our products and cutting edge solutions combine expertise, quality and aesthetics. Durable and strong, they require no maintenance so you can focus on the essentials: enjoying the serenity in your well-appointed spaces.

Whatever your project, Permacon will guide you through its realization and offer you a privileged partnership with qualified landscaping contractors, as well as an extensive network of fifteen factories and more than 200 specialized distributors in Ontario, Québec and Maritimes. We work every day to create innovative and quality products in the industry's largest Research and Development centre in North America.

This year, we are proud to introduce our new products, the **MELVILLE TANDEM WALL** and the **MELVILLE CURB**.

As with all our products, these new additions meet our high production standards and offer a finish worthy of the largest manufacturer of concrete products in Canada. Be inspired and discover our tools and practical guides to help you find ideas, choose colours or locate a qualified contractor.



## TABLE OF CONTENTS

---

- 07 ENHANCED OUTDOOR LIVING
- 12 LAFITT COLLECTION
- 14 MELVILLE COLLECTION
- 16 LEXA COLLECTION
- 18 TRAFALGAR COLLECTION
- 20 HERITAGE COLLECTION

## PAVERS

---

- 24 MELVILLE PAVERS
- 26 LEXA PAVERS
- 28 MONDRIAN 80 PAVERS
- 30 TRAFALGAR 60 PAVERS
- 32 MEGA-TRAFALGAR PAVERS
- 33 MEGA-ARBEL PAVERS
- 34 AMALFI PAVER PAVERS
- 34 PERI-AMALFI PAVERS

- 36 VENDOME PAVERS
- 38 PALEO PLUS PAVERS
- 38 PALEO PLUS CIRCLE PAVERS
- 38 PALEO MODULAR PAVERS
- 38 BERGERAC PLUS PAVERS
- 38 MELVILLE CLASSIC PAVERS
- 39 GREENWICH PAVERS
- 39 SUBTERRA PAVERS
- 39 CANVAS PAVERS

## SLABS

---

- 42 MELVILLE SLABS
- 44 LEXA SLABS
- 46 INFINITI SLABS
- 48 ROSEBEL SLABS
- 50 MONDRIAN 50 SLABS
- 52 MONDRIAN 60 SLABS
- 53 MONDRIAN CAPPING MODULE
- 54 HEMMINGFORD SLABS
- 54 MEGA-HEMMINGFORD SLABS
- 55 ESPLANADE SLABS



MONDRIAN 50 SLABS – RANGE CHATHAM BEIGE

## WALLS

---

- 58 MELVILLE TANDEM WALL **NEW**
- 60 LAFITT TANDEM WALL 90 AND 180
- 64 ESPLANADE TANDEM WALL
- 66 CELTIK WALL
- 68 MONACO WALL
- 69 TERRABLOK II WALL
- 69 PISA SYSTEM
- 69 UNIVERSAL SLOPE BLOCK
- 69 SPLIT-FACE UNIVERSAL SLOPE BLOCK

## CURBS AND ACCESSORIES

---

- 72 MELVILLE CURB **NEW**
- 73 CELTIK CURB
- 73 CELTIK MEGA CURB
- 73 ANGLIA CURB
- 73 UNIVERSAL CURB
- 74 LAGUNA POOL COPING MODULE
- 75 AQUASTYL PLUS PAVERS

- 75 MARINA 60 AND 80 COPING MODULE
- 76 HEMMINGFORD STEP
- 76 HEMMINGFORD 70 CAPPING MODULE
- 76 HEMMINGFORD 90 STEP
- 76 VERSAILLES ROCART STEP
- 77 ESPLANADE ACCESSORIES

## SUPPORT

---

- 78 PERMACON.CA
- 78 TRADEMARKS
- 79 WARRANTY

**PLEASE NOTE:** THE COLOURS OF THE PRODUCTS SHOWN IN THIS CATALOGUE ARE AS ACCURATE AS THE PHOTOGRAPHS AND PRINTING PROCESS WILL ALLOW. SINCE ALL PERMACON PRODUCTS ARE MADE FROM NATURAL MATERIALS, SUCH AS SAND AND STONE THAT MAY CHANGE OVER TIME, COLOUR AND TEXTURE VARIATIONS ARE TO BE EXPECTED. WE STRONGLY RECOMMEND THAT YOU MAKE YOUR FINAL COLOUR SELECTION BASED ON A CURRENT PRODUCT SAMPLE RATHER THAN EXISTING PROJECTS OR THE PHOTOGRAPHS SHOWN HERE.

IN ORDER TO SIMPLIFY THE SELECTION PROCESS, THE SAME COLOUR NAME MAY BE FOUND IN VARIOUS PRODUCTS. THIS IS MEANT TO COORDINATE PRODUCTS WITH SIMILAR COLOUR TONES, AND DOES NOT IMPLY PRECISE COLOUR MATCHING.



MELVILLE PAVERS – RANGE NEWPORT GREY / LAFITT TANDEM WALL – RANGE NEWPORT GREY

# ENHANCED OUTDOOR LIVING

YOUR HOME'S CONTINUITY IS ASSURED  
WHEN YOU COORDINATE THE OUTDOOR SPACE AND CREATE  
AN ENVIRONMENT DEDICATED TO YOUR COMFORT!



MELVILLE PAVERS – RANGE NEWPORT GREY / LAFITT TANDEM WALL – RANGE NEWPORT GREY







The concept of outdoor living, an increasingly popular trend that involves extending your indoor living space to the outside, is here now. Take full advantage of your summer or even extend the season.

## **OPTIMIZED LANDSCAPING DEFINES OUTDOOR SPACE IN DISTINCT WAYS**

Like your home, optimized landscaping divides spaces into livable parts with specific purposes: eating, relaxing, having fun, etc. Plus, it adds to your comfort and well-being by preserving privacy, controlling noise, protecting you from elements such as sun and rain, and extending the time you spend outdoors, even when the cold sets in.

Take a look at our catalogue and discover how our products, especially our Tandem system, help to enhance your quality of life outdoors.



**LEFT AND RIGHT PAGE**  
MELVILLE PAVERS – RANGE NEWPORT GREY  
LAFITT TANDEM WALL – RANGE NEWPORT GREY

COLLECTIONS  
GET INSPIRED  
BY OUR  
COLLECTIONS  
AND ACHIEVE  
THE MODERN,  
CLASSIC, NATURAL  
OR RUSTIC LOOK  
YOU ARE  
DREAMING OF.

ALL PERMACON PRODUCTS HAVE BEEN  
CAREFULLY DIVIDED INTO VARIOUS  
COLLECTIONS, WITH THEIR OWN  
PERSONALITIES AND STYLES.

Each features landscaping and masonry products with similar aesthetics. Uniformity among surface finishes and edges helps create harmonious spaces. Don't hesitate to mix them together to distinguish certain details or differentiate areas that serve unique functions.

## COLLECTIONS

---

- 12 LAFITT COLLECTION
- 14 MELVILLE COLLECTION
- 16 LEXA COLLECTION
- 18 TRAFALGAR COLLECTION
- 20 HERITAGE COLLECTION





THE CARVED FINISH OF THE LAFITT COLLECTION BRINGS A NATURAL AND DESIRED CHARACTER TO YOUR LANDSCAPING.

Inspired by traditional stones carved by artisans using just a chisel and a mallet, this collection will add elegance to your landscaping. Its chiselled surface features asymmetrical, slightly oblique stripes, bringing a three-dimensional quality to this collection's slabs, pavers, walls, bricks and stones, and gives them a raw, natural character, enhanced by subtle hues.





**LAFITT COLLECTION PRODUCTS**

- 28 MONDRIAN 80 PAVERS
- 34 AMALFI PAVERS
- 34 PERI-AMALFI PAVERS
- 36 VENDOME PAVERS
- 50 MONDRIAN 50 SLABS
- 52 MONDRIAN 60 SLABS
- 53 MONDRIAN CAPPING MODULE
- 60 LAFITT TANDEM WALL
- 73 ANGLIA CURB
- LAFITT STONE\*
- CINCO BRICK AND STONE\*
- URBANIKA BRICK AND STONE\*
- MONDRIAN STONE\*

**LEFT PAGE**

LAFITT STONE – RANGE NEWPORT GREY  
 AMALFI PAVERS – RANGE NORVICK GREY

**RIGHT PAGE**

LAFITT STONE – RANGE NEWPORT GREY  
 AMALFI PAVERS – RANGE NORVICK GREY  
 ESPLANADE CHISELED CAPPING MODULE – RANGE GREY

\* SEE OUR MASONRY CATALOGUE FOR MORE DETAILS.

**|||** MELVILLE  
COLLECTION



THE CLASSIC LINES OF THE MELVILLE COLLECTION  
OFFER YOU A REFINED AND TIMELESS DESIGN  
THAT HIGHLIGHTS THE NATURAL LOOK OF STONE.

With its flat, smooth surface, this collection has a simple appeal.  
The subtle hues, matte finish and sharp edges give this classic a modern twist.





**MELVILLE COLLECTION PRODUCTS**

- 24 MELVILLE PAVERS
- 38 MELVILLE CLASSIC PAVERS
- 42 MELVILLE SLABS
- 58 MELVILLE TANDEM WALL
- 72 MELVILLE CURB
- 73 UNIVERSAL CURB
- 75 MARINA 60 AND 80 COPING MODULE
- MELVILLE SLIK BRICK\*

**RIGHT PAGE**


MELVILLE SLABS – RANGE NEWPORT GREY  
MELVILLE TANDEM WALL – RANGE NEWPORT GREY

\* SEE OUR MASONRY CATALOGUE FOR MORE DETAILS.



THE LEXA COLLECTION'S MODERN, CLEAN LINES WILL GIVE YOUR LANDSCAPING DESIGN A CONTEMPORARY AND SOPHISTICATED LOOK.

Naturally elegant, this monochrome collection is perfect for trendy urban designs. The hammered finish is reminiscent of the surfaces that stonemasons used to create by hand, naturally exposing the material's grain and enhancing its brightness. The slight texture also offers the advantage of being non-slippery. The slightly bevelled edges of this perfectly coordinated collection's slabs, pavers and stones subtly highlight a linear or modular layout.







**LEXA COLLECTION PRODUCTS**

- 26 LEXA PAVERS
- 44 LEXA SLABS
- 76 VERSAILLES ROCART STEP  
LEXA STONE\*

**LEFT PAGE**

LEXA SLABS – STERLING GREY / LEXA STONE – CAMEO BEIGE

**RIGHT PAGE**

LEXA SLABS – STERLING GREY / LEXA STONE – CAMEO BEIGE



\* SEE OUR MASONRY CATALOGUE FOR MORE DETAILS.



THE IRREGULAR AND VARIED TEXTURES OF THE TRAFALGAR COLLECTION'S SLABS AND PAVERS BRING A RICH AND NATURAL CHARACTER TO YOUR LANDSCAPING.

Combining different surface finishes, from slightly bumpy, to furrowed and chiselled, this collection's slabs and pavers recall the natural aesthetics of stones in English gardens. Together, the irregular edges and varied nuances create a rich appearance.





**TRAFALGAR COLLECTION PRODUCTS**

- 30 TRAFALGAR 60 PAVERS
- 32 MEGA-TRAFALGAR PAVERS
- 33 MEGA-ARBEL PAVERS
- 39 CANVAS PAVERS
- 39 SUBTERRA PAVERS
- 46 INFINITI SLABS
- 48 ROSEBEL SLABS
- 75 AQUASTYL PLUS PAVERS

**LEFT PAGE**

TRAFALGAR 60 PAVERS – RANGE PENFIELD BROWN  
 CELTIK WALL – RANGE SHEFFIELD BEIGE AND BLACK

**RIGHT PAGE ABOVE**

TRAFALGAR 60 PAVERS – RANGE PENFIELD BROWN  
 CELTIK WALL – RANGE SHEFFIELD BEIGE AND BLACK

**RIGHT PAGE AT BOTTOM**

MEGA-TRAFALGAR PAVERS – RANGE PENFIELD BROWN  
 CELTIK WALL – RANGE SHEFFIELD BEIGE AND BLACK

**H** HERITAGE  
COLLECTION



INSPIRED BY OLD EUROPEAN PAVING, THE HERITAGE COLLECTION WILL BRING OLD WORLD CHARACTER TO YOUR LANDSCAPING.

Recalling the patina of old stone walls typical of the Scottish Highlands, this collection adds character to your outdoor landscaping. Its edges appear softened by wear, while its dazzling, smooth or slightly bumpy surface looks like it has been shaped by the passage of time. All enhanced with nuanced tones.



**HERITAGE COLLECTION PRODUCTS**

- 38 PALEO PLUS PAVERS
- 38 PALEO PLUS CIRCLE PAVERS
- 38 PALEO MODULAR PAVERS
- 38 BERGERAC PLUS PAVERS
- 66 CELTIK WALL
- 68 MONACO WALL
- 73 CELTIK CURB
- 73 CELTIK MEGA CURB
- DUFFERIN PLUS STONE\*

**LEFT PAGE**

PALEO MODULAR PAVERS – RANGE BOURBON BEIGE

**RIGHT PAGE BELOW**

PALEO MODULAR PAVERS – RANGE BOURBON BEIGE

BERGERAC PLUS PAVERS – RANGE DORION BEIGE

CELTIK WALL – RANGE SHEFFIELD BEIGE AND BLACK



\* SEE OUR MASONRY CATALOGUE FOR MORE DETAILS.

# PAVERS

USE OUR PAVERS

TO LANDSCAPE

YOUR DRIVEWAY,

WALKWAYS,

SIDEWALK, PATIOS

AND TERRACES.



## PAVERS

---

- 24 MELVILLE PAVERS
- 26 LEXA PAVERS
- 28 MONDRIAN 80 PAVERS
- 30 TRAFALGAR 60 PAVERS
- 32 MEGA-TRAFALGAR PAVERS
- 33 MEGA-ARBEL PAVERS
- 34 AMALFI PAVERS
- 34 PERI-AMALFI PAVERS
- 36 VENDOME PAVERS
- 38 PALEO PLUS PAVERS
- 38 PALEO PLUS CIRCLE PAVERS
- 38 PALEO MODULAR PAVERS
- 38 BERGERAC PLUS PAVERS
- 38 MELVILLE CLASSIC PAVERS
- 39 GREENWICH PAVERS
- 39 SUBTERRA PAVERS
- 39 CANVAS PAVERS



MELVILLE PAVERS – RANGE NEWPORT GREY


## MELVILLE® PAVERS

Modern and contemporary, with a smooth texture and straight edges, Melville pavers are available in three colours. It can be installed in modular or linear patterns, and matches perfectly with the Melville slab.


### MELVILLE COLLECTION



RANGE NEWPORT GREY



RANGE SAVANNAH BEIGE



ROCKLAND BLACK

### UNITS



**UNIT A**  
80 mm x 190 mm x 380 mm  
3 1/8" x 7 1/2" x 15"



**UNIT B**  
80 mm x 380 mm x 380 mm  
3 1/8" x 15" x 15"



**UNIT C**  
80 mm x 380 mm x 570 mm  
3 1/8" x 15" x 22 7/16"





MELVILLE PAVERS – RANGE NEWPORT GREY / LAFITT STONE – RANGE NEWPORT GREY




LEXA PAVERS – ALPINE GREY / MONDRIAN 80 PAVERS – ROCKLAND BLACK


## LEXA™ PAVERS



Its granulated finish and monochrome colours give the Lexa paver a great urban look. This paver offers great installation versatility, as it can be installed in modular or linear patterns. It is the perfect match for the Lexa slabs, especially in driveways.



ALPINE GREY



STERLING GREY

### UNITS (SOLD SEPARATELY)




**UNIT A**  
80 mm x 330 mm x 165 mm  
3 1/8" x 13" x 6 1/2"



**UNIT B**  
80 mm x 330 mm x 330 mm  
3 1/8" x 13" x 13"



**UNIT C**  
80 mm x 330 mm x 495 mm  
3 1/8" x 13" x 19 1/2"



ROCKLAND BLACK




LEXA PAVERS – STERLING GREY




MONDRIAN 80 PAVERS – RANGE PENFIELD BROWN AND RANGE NORVICK GREY

## MONDRIAN® 80 PAVERS


A large-sized paver that mimics the richness of cut and chiseled stone for your trend-setting projects. This clean-edged paver is reminiscent of the textures and finishes of elegant, top-quality materials.



RANGE NORVICK GREY




RANGE CHATHAM BEIGE



RANGE LAURENTIA GREY




RANGE PENFIELD BROWN



ROCKLAND BLACK



RANGE NEWPORT GREY



RANGE MARGAUX BEIGE



RANGE AMBOISE BEIGE

### UNITS



**UNIT A**  
80 mm x 330 mm x 165 mm  
3 1/8" x 13" x 6 1/2"

**UNIT B**  
80 mm x 330 mm x 330 mm  
3 1/8" x 13" x 13"

**UNIT C**  
80 mm x 330 mm x 495 mm  
3 1/8" x 13" x 19 1/2"



MONDRIAN 80 PAVERS – RANGE PENFIELD BROWN AND RANGE NORVICK GREY



TRAFALGAR 60 PAVERS – RANGE PENFIELD BROWN / CELTIK WALL – RANGE SHEFFIELD BEIGE AND BLACK

## TRAFALGAR® 60 PAVERS

A paver with an urban look: clean lines and a variety of slate-like textures to achieve a cut stone effect, reminiscent of English gardens.



RANGE PENFIELD BROWN



RANGE CHATHAM BEIGE



RANGE NORVICK GREY



RANGE LAURENTIA GREY



RANGE NEWPORT GREY






RANGE SAVANNAH BEIGE



ROCKLAND BLACK

### UNITS

			
<b>UNIT A</b> 60 mm x 200 mm x 100 mm 2 3/8" x 7 7/8" x 3 15/16"	<b>UNIT B</b> 60 mm x 200 mm x 200 mm 2 3/8" x 7 7/8" x 7 7/8"	<b>UNIT C</b> 60 mm x 300 mm x 200 mm 2 3/8" x 11 13/16" x 7 7/8"	<b>UNIT D – LARGE SQUARE</b> 60 mm x 300 mm x 300 mm 2 3/8" x 11 13/16" x 11 13/16" (Sold separately)



TRAFALGAR 60 PAVERS – RANGE PENFIELD BROWN / MEGA-TRAFALGAR PAVERS – RANGE PENFIELD BROWN / CELTIK WALL – RANGE SHEFFIELD BEIGE AND BLACK / CELTIK CURB – RANGE SHEFFIELD BEIGE AND BLACK



MEGA-TRAFALGAR PAVERS – RANGE LAURENTIA GREY / AQUASTYL PLUS PAVERS – RANGE LAURENTIA GREY

## MEGA-TRAFALGAR® PAVERS


For larger spaces, an oversized (50% bigger) version of the Trafalgar 60 paver – with the same aesthetic qualities.




RANGE PENFIELD BROWN



RANGE DORION BEIGE



RANGE CHATHAM BEIGE



RANGE NORVICK GREY



RANGE LAURENTIA GREY



RANGE BOURBON BEIGE

### UNITS







MEGA-ARBEL PAVERS – RANGE RICHMOND GREY

## MEGA-ARBEL® PAVERS

The unique and distinctive look of this paver comes from its random patterns that produce a mosaic like effect. For a natural flagstone type look with irregular contours and surfaces.



RANGE DUNLOP BEIGE



RANGE DANVILLE BEIGE



RANGE COGNAC BROWN



RANGE MELBOURNE GREY

### UNIT



80 mm x 390 mm x 532 mm  
3 1/8" x 15 3/8" x 20 15/16"



RANGE RICHMOND GREY



AMALFI PAVERS – RANGE NORVICK GREY / CELTIK WALL – RANGE NORVICK GREY

## AMALFI® PAVERS PERI-AMALFI® PAVERS

A unique paver with the sophisticated look of cut flagstone carefully chiseled by master landscapers. With its distinct modular sizes, this innovative product offers the flexibility for many creative opportunities. The Amalfi pavers for Italian style elegance at an affordable price. In a complementary role, Peri-Amalfi pavers, distinguished by their contrasting or matching colours, offer multiple possibilities to easily create inserts or borders.

### AMALFI PAVERS – UNITS



**UNIT A**  
80 mm x 133 mm x 266 mm  
3 1/8" x 5 1/4" x 10 1/2"

**UNIT B**  
80 mm x 266 mm x 266 mm  
3 1/8" x 10 1/2" x 10 1/2"


**UNIT C**  
80 mm x 266 mm x 400 mm  
3 1/8" x 10 1/2" x 15 3/4"

**UNIT D – LARGE SQUARE**  
80 mm x 400 mm x 400 mm  
3 1/8" x 15 3/4" x 15 3/4"  
(Sold separately)


### PERI-AMALFI PAVERS – UNIT (SOLD SEPARATELY)



80 mm x 266 mm x 400 mm  
3 1/8" x 10 1/2" x 15 3/4"



**RANGE CHATHAM BEIGE**



**RANGE NORVICK GREY**



**RANGE PENFIELD BROWN <sup>(1)</sup>**



**RANGE LAURENTIA GREY <sup>(1)</sup>**



**RIALTO BROWN <sup>(2)</sup>**



**ROCKLAND BLACK <sup>(2)</sup>**

(1) THESE COLOURS ARE AVAILABLE IN AMALFI PAVERS ONLY

(2) THESE COLOURS ARE AVAILABLE IN PERI-AMALFI PAVERS ONLY



AMALFI PAVERS – RANGE NORVICK GREY / MEGA-ARBEL PAVERS – RANGE MELBOURNE GREY / VENDOME PAVERS – ROCKLAND BLACK



VENDOME PAVERS – RANGE MELBOURNE GREY

## VENDOME® PAVERS

A paver with a yesteryears look, typical of the stone pathways found in historic neighborhoods of cities that are hundreds or even thousands of years old. This is an irregular look of chiseled stone with rounded corners resulting from nature and the passing of time.



RANGE DANVILLE BEIGE



ROCKLAND BLACK



RANGE MELBOURNE GREY



RANGE RICHMOND GREY



RANGE NEWPORT GREY



RANGE MARGAUX BEIGE



RANGE AMBOISE BEIGE

### UNITS



**UNIT A**  
80 mm x 130 mm x 197 mm  
3 1/8" x 5 1/8" x 7 3/4"



**UNIT B**  
80 mm x 130 mm x 262 mm  
3 1/8" x 5 1/8" x 10 5/16"



**UNIT C**  
80 mm x 130 mm x 327 mm  
3 1/8" x 5 1/8" x 12 7/8"



VENDOME PAVERS – RANGE MELBOURNE GREY

## OTHER PAVERS

PLEASE VISIT PERMACON.CA FOR FURTHER INFORMATION ON THESE PRODUCTS

PALEO® PLUS PAVERS  
PALEO® PLUS CIRCLE PAVERS



PALEO® MODULAR PAVERS



PALEO PLUS PAVERS – RANGE NORVICK GREY



PALEO MODULAR PAVERS – RANGE BOURBON BEIGE

BERGERAC® PLUS PAVERS



MELVILLE® CLASSIC PAVERS



BERGERAC PLUS PAVERS – RANGE BRITTANY BEIGE



MELVILLE CLASSIC PAVERS

## OTHER PAVERS

PLEASE VISIT PERMACON.CA FOR FURTHER INFORMATION ON THESE PRODUCTS

### GREENWICH® PAVERS



GREENWICH PAVERS – RANGE BEDFORD RED

### SUBTERRA® PAVERS



SUBTERRA PAVERS – RANGE BOURBON BEIGE / LAFITT STONE – RANGE CHAMBORD GREY AND RANGE AMBOISE BEIGE

### CANVAS® PAVERS



CANVAS PAVERS / TRAFALGAR 60 PAVERS – RANGE NORVICK GREY

# SLABS

OUR SLABS

CAN ENHANCE

YOUR PEDESTRIAN

SPACES, LIKE TRAILS,

SIDEWALKS, PATIOS

AND TERRACES.





## SLABS

---

42 MELVILLE SLABS

44 LEXA SLABS

46 INFINITI SLABS

48 ROSEBEL SLABS

50 MONDRIAN 50 SLABS

52 MONDRIAN 60 SLABS

53 MONDRIAN CAPPING MODULE

54 HEMMINGFORD SLABS

54 MEGA-HEMMINGFORD SLABS

55 ESPLANADE SLABS



MELVILLE SLABS – RANGE NEWPORT GREY


## MELVILLE® SLABS

Modern and contemporary, with a smooth texture and straight edges, the Melville slab is available in three colours. It can be installed in modular or linear patterns, and matches perfectly with Melville pavers.


### MELVILLE COLLECTION



RANGE NEWPORT GREY



RANGE SAVANNAH BEIGE



ROCKLAND BLACK

### UNITS



**UNIT A**  
50 mm x 190 mm x 380 mm  
2" x 7 1/2" x 15"

**UNIT B**  
50 mm x 380 mm x 380 mm  
2" x 15" x 15"

**UNIT C**  
50 mm x 380 mm x 570 mm  
2" x 15" x 22 7/16"



MELVILLE SLABS - RANGE NEWPORT GREY



LEXA SLABS – STERLING GREY

## LEXA™ SLABS

With their large scale and their straight, clean lines, the modular and modern Lexa slabs will bring your projects right up to date. Combining Lexa slabs and pavers ensures perfect harmony and adds urban appeal to the landscaping in your front and back yards. They are available in monochromatic colours and have a granulated finish.

### UNITS (SOLD SEPARATELY)




**UNIT A**  
60 mm x 500 mm x 250 mm  
2 3/8" x 19 11/16" x 9 7/8"

**UNIT B**  
60 mm x 500 mm x 500 mm  
2 3/8" x 19 11/16" x 19 11/16"


**UNIT C**  
60 mm x 500 mm x 750 mm  
2 3/8" x 19 11/16" x 29 1/2"




LEXA  
COLLECTION




ALPINE GREY



STERLING GREY



ROCKLAND BLACK



LEXA SLABS – STERLING GREY / BERGERAC PLUS PAVERS – RANGE BRITTANY BEIGE



INFINITI SLABS – RANGE GREY AND RANGE BLACK USED AS AN INSERT

## INFINITI™ SLABS

The look of carved stone with a subtle slate texture. Available in three trendy colours and three sizes, for modular, linear or checkerboard installation.

**TRAFALGAR**  
COLLECTION


### UNITS (SOLD SEPARATELY)




**UNIT A**  
40 mm x 400 mm x 400 mm  
1 9/16" x 15 3/4" x 15 3/4"

**UNIT B**  
40 mm x 400 mm x 600 mm  
1 9/16" x 15 3/4" x 23 5/8"


**UNIT C**  
40 mm x 600 mm x 600 mm  
1 9/16" x 23 5/8" x 23 5/8"



RANGE GREY



RANGE BEIGE



RANGE BLACK



INFINITI SLABS - RANGE BEIGE



ROSEBEL SLABS

## ROSEBEL™ SLABS

The asymmetric and irregular contours of the Rosebel slab harmonize with a random laying pattern, perfectly imitating natural flagstone. Available in three vivid and bright colours, the Rosebel slab gives a natural stone effect.

**TRAFALGAR**  
COLLECTION



RANGE MARGAUX BEIGE



RANGE AMBOISE BEIGE



RANGE NEWPORT GREY

### UNITS



**UNIT A**  
60 mm x 389 mm x 756 mm  
2 3/8" x 15 5/16" x 29 3/4"



**UNIT B**  
60 mm x 389 mm x 560 mm  
2 3/8" x 15 5/16" x 22"









MONDRIAN 50 SLABS – RANGE NORVICK GREY

## MONDRIAN® 50 SLABS


A very trendy slab, for the striking effect of cut stone, the Mondrian 50 slab is used to create majestic walkways, terraces and patios. Its rich texture, irregular edges and chiseled finish were all inspired by solid materials such as limestone and slate.




RANGE LAURENTIA GREY



RANGE CHATHAM BEIGE



RANGE NORVICK GREY




RANGE PENFIELD BROWN



RANGE NEWPORT GREY



RANGE MARGAUX BEIGE



RANGE AMBOISE BEIGE

### UNITS



**UNIT A**  
50 mm x 190 mm x 380 mm  
2' x 7 1/2' x 15'



**UNIT B**  
50 mm x 380 mm x 380 mm  
2' x 15' x 15'



**UNIT C**  
50 mm x 380 mm x 570 mm  
2' x 15' x 22 7/16'



MONDRIAN 50 SLABS – RANGE NORVICK GREY



MONDRIAN 60 SLABS – RANGE CHATHAM BEIGE

## MONDRIAN® 60 SLABS


The Mondrian 60 slab provides the texture of cut and chiseled stone. The slab's clean edges and warm colours are trend-setting. The Mondrian 60 slab can be used for patios, terraces and pathways. It complements the Mondrian 80 paver and creates perfect landscape harmony from the front yard to the backyard.



RANGE NORVICK GREY




RANGE CHATHAM BEIGE



RANGE LAURENTIA GREY




RANGE PENFIELD BROWN



ROCKLAND BLACK



RANGE NEWPORT GREY



RANGE MARGAUX BEIGE



RANGE AMBOISE BEIGE

### UNITS



**UNIT A**  
60 mm x 330 mm x 165 mm  
2 3/8" x 13" x 6 1/2"



**UNIT B**  
60 mm x 330 mm x 330 mm  
2 3/8" x 13" x 13"




**UNIT C**  
60 mm x 330 mm x 495 mm  
2 3/8" x 13" x 19 1/2"




MONDRIAN CAPPING MODULE – RANGE NORVICK GREY / MONDRIAN 50 SLABS – RANGE NORVICK GREY

## MONDRIAN® CAPPING MODULE

A thin capping module that is ideal for freshening up and tying your spaces together. It can be used to cover up damaged concrete steps, complement Lafitt Tandem and Celtik walls.




RANGE LAURENTIA GREY




RANGE CHATHAM BEIGE




RANGE NORVICK GREY




RANGE PENFIELD BROWN



RANGE NEWPORT GREY



RANGE MARGAUX BEIGE



RANGE AMBOISE BEIGE

### UNIT



50 mm x 406 mm x 375 mm  
2' x 16" x 14 3/4"



MEGA-HEMMINGFORD SLABS – RANGE BASTICAN GREY

## HEMMINGFORD SLABS MEGA-HEMMINGFORD SLABS

Irregular borders of these slabs are reminiscent of flagstone. Ideal for creating pathways and Japanese paths, they can also be used to give patios or terraces a pronounced random look.

### UNITS (SOLD SEPARATELY)



**HEMMINGFORD SLABS**  
38 mm x 394 mm x 406 mm  
1 1/2" x 15 1/2" x 16"



**MEGA-HEMMINGFORD 3 SLABS**  
38 mm x 406 mm x 635 mm  
1 1/2" x 16" x 25"



**MEGA-HEMMINGFORD 5 SLABS**  
38 mm x 508 mm x 813 mm  
1 1/2" x 20" x 32"



RANGE BASTICAN GREY



RANGE THERA BEIGE



RANGE GREY




RANGE BEIGE



ESPLANADE SLABS – RANGE BEIGE / ESPLANADE TANDEM WALL – RANGE AMBOISE BEIGE

## ESPLANADE® SLABS


This slate-finish slab is available in five sizes and offers the possibility of several different installation patterns. Its sleek look and straight contours are perfect for patios, decks or Japanese paths.



RANGE GREY



RANGE BEIGE



RANGE BLACK

### UNITS



**UNIT A**  
40 mm x 508 mm x 254 mm  
1 5/8" x 20" x 10"



**UNIT B**  
40 mm x 508 mm x 508 mm  
1 5/8" x 20" x 20"



**UNIT C**  
40 mm x 508 mm x 762 mm  
1 5/8" x 20" x 30"



**UNIT A**  
40 mm x 254 mm x 762 mm  
1 5/8" x 10" x 30"  
(Sold separately)



**UNIT B**  
40 mm x 762 mm x 762 mm  
1 5/8" x 30" x 30"  
(Sold separately)



# WALLS

USE OUR WALLS

TO LANDSCAPE

YOUR YARD,

PLANTERS,

FLOWERBEDS,

WALKWAYS,

COLUMNS

OR OUTDOOR

FURNITURE.





## WALLS

---

- 58 MELVILLE TANDEM WALL **NEW**
- 60 LAFITT TANDEM WALL 90 AND 180
- 64 ESPLANADE TANDEM WALL
- 66 CELTIK WALL
- 68 MONACO WALL
- 69 TERRABLOK II WALL
- 69 PISA SYSTEM
- 69 UNIVERSAL SLOPE BLOCK
- 69 SPLIT-FACE UNIVERSAL SLOPE BLOCK



MELVILLE TANDEM WALL – RANGE NEWPORT GREY / MELVILLE SLABS – RANGE NEWPORT GREY


## MELVILLE® TANDEM® WALL

The smooth surface of this wall makes it the perfect complement to contemporary and refined landscaping. The 90 mm and 180 mm heights create a sophisticated linear or modular aspect, elegantly completed by long and narrow coping and steps.


### MELVILLE COLLECTION



RANGE SAVANNAH BEIGE



RANGE NEWPORT GREY



ROCKLAND BLACK

#### MELVILLE TANDEM WALL – 90 MM VENEER UNITS (AVAILABLE SUMMER 2015)



**UNIT A**  
90 mm x 67 mm x 201 mm  
3 9/16" x 2 5/8" x 7 7/8"



**UNIT B**  
90 mm x 67 mm x 268 mm  
3 9/16" x 2 5/8" x 10 1/2"



**UNIT C**  
90 mm x 67 mm x 335 mm  
3 9/16" x 2 5/8" x 13 3/16"



**UNIT D**  
90 mm x 67 mm x 402 mm  
3 9/16" x 2 5/8" x 15 13/16"



**UNIT A**  
180 mm x 67 mm x 335 mm  
7 1/16" x 2 5/8" x 13 3/16"



**UNIT B**  
180 mm x 67 mm x 402 mm  
7 1/16" x 2 5/8" x 15 13/16"



**UNIT C**  
180 mm x 67 mm x 469 mm  
7 1/16" x 2 5/8" x 18 1/2"

#### TANDEM WALL – STRUCTURAL UNITS



90 mm x 155 mm x variable  
3 9/16" x 6 1/8" x variable



180 mm x 155 mm x variable  
7 1/16" x 6 1/8" x variable

TO FIND OUT ABOUT STRUCTURAL UNITS, CAPPING MODULE AND STEP MODULE, PLEASE VISIT PERMACON.CA



MELVILLE TANDEM WALL – RANGE NEWPORT GREY / MELVILLE SLABS – RANGE NEWPORT GREY / MELVILLE CURB – RANGE NEWPORT GREY



LAFITT TANDEM WALL – RANGE MARGAUX BEIGE / MONDRIAN 80 PAVERS – RANGE CHATHAM BEIGE


## LAFITT® TANDEM® WALL 90 AND 180



From retaining walls to outdoor kitchens, the Lafitt Tandem wall is ultra-versatile in its applications. Available in four rich and vibrant colours, these products will help unleash your imagination. Their variable height allows all kinds of installations — linear or modular — while their chiselled surface, identical to the popular Lafitt masonry stone, evokes a natural look. Give your landscaping an antique and highly desired style.



RANGE AMBOISE BEIGE



RANGE MARGAUX BEIGE



RANGE NEWPORT GREY



ROCKLAND BLACK

### LAFITT TANDEM WALL – 90 MM VENEER UNITS



**UNIT A**  
90 mm x 67 mm x 201 mm  
3 9/16" x 2 5/8" x 7 7/8"



**UNIT B**  
90 mm x 67 mm x 268 mm  
3 9/16" x 2 5/8" x 10 1/2"



**UNIT C**  
90 mm x 67 mm x 335 mm  
3 9/16" x 2 5/8" x 13 3/16"



**UNIT D**  
90 mm x 67 mm x 402 mm  
3 9/16" x 2 5/8" x 15 13/16"

### LAFITT TANDEM WALL – 180 MM VENEER UNITS



**UNIT A**  
180 mm x 67 mm x 335 mm  
7 1/16" x 2 5/8" x 13 3/16"



**UNIT B**  
180 mm x 67 mm x 402 mm  
7 1/16" x 2 5/8" x 15 13/16"



**UNIT C**  
180 mm x 67 mm x 469 mm  
7 1/16" x 2 5/8" x 18 1/2"

### TANDEM WALL – STRUCTURAL UNITS



90 mm x 155 mm x variable  
3 9/16" x 6 1/8" x variable



180 mm x 155 mm x variable  
7 1/16" x 6 1/8" x variable

TO FIND OUT ABOUT STRUCTURAL UNITS, CAPPING MODULE AND STEP MODULE, PLEASE VISIT PERMACON.CA



LAFITT TANDEM WALL – RANGE MARGAUX BEIGE / MONDRIAN 80 PAVERS – RANGE CHATHAM BEIGE

# THE TANDEM SYSTEM SERVES YOUR OUTDOOR LIVING DESIRES



## PERMACON'S REVOLUTIONARY TANDEM SYSTEM ASSURES YOU ENJOY OUTSIDE LIVING TO THE FULLEST.

Permacon's Tandem system products enable the construction of durable elements for outdoor living and the building of vertical structures used to define and separate spaces and camouflage unwanted views. Requiring no maintenance, they can be used to create excellent harmony by matching the slabs, pavers or exterior stone or brick cladding with your home.


These products are ideal for constructing a variety of exterior elements. Outdoor kitchens and furniture (tables, benches, etc.), gas fireplaces, privacy walls, fences, fountains and waterfalls, planters and deck skirts, or raised patios are just some of the applications that can be achieved with the Tandem system.

Leave room for your creativity and enjoy the flexibility of the Tandem system to create the outdoor living space of your dreams!





- 1 OUTDOOR KITCHEN
- 2 DECK SKIRT OR RAISED PATIO
- 3 OUTDOOR FIRE PIT
- 4 PRIVACY WALL





ESPLANADE TANDEM WALL – RANGE AMBOISE BEIGE / ESPLANADE SLABS – RANGE BEIGE

## ESPLANADE® TANDEM® WALL

The Esplanade Tandem Wall stacked-stone appearance blends perfectly with the different masonry products offered by Permacon. It can be used for retaining walls, double-sided walls and columns, and comes in a wide range of vivid colours.



RANGE AMBOISE BEIGE



RANGE MARGAUX BEIGE



RANGE NEWPORT GREY

### UNITS



**UNIT A**  
180 mm × 60 mm × 350 mm  
7 1/16" × 2 3/8" × 13 3/4"



**UNIT B**  
180 mm × 60 mm × 495 mm  
7 1/16" × 2 3/8" × 19 1/2"



**UNIT C**  
180 mm × 60 mm × 562 mm  
7 1/16" × 2 3/8" × 22 1/8"

### STRUCTURAL UNITS – TANDEM WALL



90 mm × 155 mm × variable  
3 9/16" × 6 1/8" × variable



180 mm × 155 mm × variable  
7 1/16" × 6 1/8" × variable

TO FIND OUT ABOUT STRUCTURAL UNITS, CAPPING MODULE AND STEP MODULE, PLEASE VISIT PERMACON.CA





ESPLANADE TANDEM WALL – RANGE MARGAUX BEIGE / ESPLANADE CHISELED CAPPING MODULE – RANGE BEIGE / ESPLANADE SLABS – RANGE BEIGE / ESPLANADE STEP – RANGE BEIGE

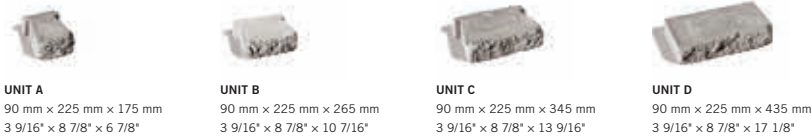


CELTIK WALL – RANGE SHEFFIELD BEIGE AND BLACK

## CELTIK® WALL

With a maximum height of 42 inches, Celtik wall is considered the standard in the landscaping market. Celtik is reminiscent of old stone structures typical of the Irish and Scottish countryside. Its rich texture and variety of units gives you a choice between the uneven look of cut stone and the more linear look of a brick.

### 90 MM UNITS



### 135 MM UNITS




### 225 MM UNITS



### PILLAR UNIT

## HERITAGE COLLECTION



RANGE LAURENTIA GREY



RANGE SAVANNAH BEIGE



RANGE OXFORD CHARCOAL



RANGE SHEFFIELD BEIGE AND BLACK



RANGE NORVICK GREY



RANGE ST-MALO BEIGE <sup>1</sup>



RANGE PENFIELD BROWN



RANGE ORLEANS GREY <sup>1</sup>

TO FIND OUT MORE ABOUT BEVELLED CAPPING MODULES, STRAIGHT CAPPING MODULE AND STEP MODULE, PLEASE VISIT PERMACON.CA  
<sup>1</sup> COLOURS NOT AVAILABLE IN 225 MM UNITS



CELTIK WALL – RANGE SHEFFIELD BEIGE AND BLACK / MEGA-ARBEL PAVERS – RANGE DANVILLE BEIGE



MONACO WALL – RANGE ST-MALO BEIGE

## MONACO WALL

Designed specifically for freestanding structures such as fences, where both sides are exposed. Its modularity offers almost unlimited versatility for low cost completion of specific installations such as fireplaces or outdoor kitchen components holding appliances such as a BBQ or refrigerator.

### UNIT



100 mm x 200 mm x 300 mm  
4" x 8" x 12"

### HERITAGE COLLECTION



RANGE NORVICK GREY



RANGE SHEFFIELD BEIGE AND BLACK



RANGE ST-MALO BEIGE



RANGE OXFORD CHARCOAL

## OTHER WALLS

PLEASE VISIT PERMACON.CA FOR FURTHER INFORMATION ON THESE PRODUCTS

### TERRABLOK® II WALL



TERRABLOK II WALL – GREY

### PISA\* SYSTEM



PISA SYSTEM – GREY  
THE PISA SYSTEM IS ONLY AVAILABLE IN QUEBEC.

### UNIVERSAL\* SLOPE BLOCK



UNIVERSAL SLOPE BLOCK – GREY

### SPLIT-FACE UNIVERSAL\* SLOPE BLOCK



SPLIT-FACE UNIVERSAL SLOPE BLOCK – GREY

**CURBS AND**  
**ACCESSORIES**  
PUT THE FINAL  
TOUCH ON YOUR  
LANDSCAPING  
BY DEFINING  
SPACES WITH  
OUR CURBS  
AND ACCESSORIES.



## CURBS AND ACCESSORIES

---

- 72 MELVILLE CURB **NEW**
- 73 CELTIK CURB
- 73 CELTIK MEGA CURB
- 73 ANGLIA CURB
- 73 UNIVERSAL CURB
- 74 LAGUNA POOL COPING MODULE
- 75 AQUASTYL PLUS PAVERS
- 75 MARINA 60 AND 80 COPING MODULE
- 76 HEMMINGFORD STEP
- 76 HEMMINGFORD 70 CAPPING MODULE
- 76 HEMMINGFORD 90 STEP
- 76 VERSAILLES ROCART STEP
- 77 ESPLANADE ACCESSORIES



MELVILLE CURB – RANGE NEWPORT GREY

## MELVILLE® CURB

Stable and strong, our Melville curb is the perfect complement for oversized slabs and pavers. Its unique length, sleek and slim finite module, gives your outdoor landscaping elegance and modernity.


MELVILLE  
COLLECTION



RANGE NEWPORT GREY



RANGE SAVANNAH BEIGE



ROCKLAND BLACK

### UNIT



125 mm x 115 mm x 600 mm  
4 7/8" x 4 1/2" x 23 5/8"



## CELTIK® CURB / CELTIK® MEGA CURB

HERITAGE  
COLLECTION



CELTIK CURB – RANGE SHEFFIELD BEIGE AND BLACK



RANGE SAVANNAH BEIGE



RANGE NORVICK GREY



RANGE OXFORD CHARCOAL



RANGE SHEFFIELD BEIGE  
AND BLACK



RANGE PENFIELD BROWN

### UNITS



**CELTIK CURB**  
110 mm × 90 mm × variable  
4 5/16" × 3 9/16" × variable




**CELTIK MEGA CURB**  
200 mm × 115 mm × 300 mm  
7 7/8" × 4 1/2" × 11 13/16"

## ANGLIA® CURB

LAFITT  
COLLECTION



ANGLIA CURB – RANGE SHEFFIELD BEIGE AND BLACK



RANGE SHEFFIELD BEIGE AND BLACK



RANGE NORVICK GREY

### UNITS



**UNIT A**  
203 mm × 133 mm × 267 mm  
8" × 5 1/4" × 10 1/2"



**UNIT B**  
203 mm × 133 mm × 457 mm  
8" × 5 1/4" × 18"



**UNIT C**  
203 mm × 133 mm × 591 mm  
8" × 5 1/4" × 23 1/4"

## UNIVERSAL\* CURB

MELVILLE  
COLLECTION



UNIVERSAL CURB – GREY



GREY

### UNIT



200 mm × 80 mm × 1000 mm  
8" × 3 1/8" × 39"



LAGUNA POOL COPING MODULE – ALPINE GREY

## LAGUNA™ POOL COPING MODULE

A large coping specifically designed for rectangular pools. This rounded, smooth-finish module creates a contemporary and trendy look.



ALPINE GREY

### UNITS



**LAGUNA 80 POOL  
COPING MODULE**  
80 mm × 360 mm × 600 mm  
3 1/8" × 14 3/16" × 23 5/8"



**LAGUNA 60 POOL  
COPING MODULE**  
60 mm × 360 mm × 600 mm  
2 3/8" × 14 3/16" × 23 5/8"

## AQUASTYL® PLUS PAVERS

TRAFALGAR  
COLLECTION

This accessory with a quarter round profile was specifically designed for pool edges. It can also be used for building steps, to create wall cappings or to define the boundary of a paver installation.



RANGE NORVICK GREY



RANGE PENFIELD BROWN



RANGE DORION BEIGE



RANGE LAURENTIA GREY



RANGE BOURBON BEIGE



RANGE CHATHAM BEIGE



RANGE NEWPORT GREY




RANGE SAVANNAH BEIGE

### UNIT



80 mm x 225 mm x 292 mm  
3 1/8" x 8 7/8" x 11 1/2"




AQUASTYL PLUS PAVERS – RANGE CHATHAM BEIGE


## MARINA® 60 AND 80 COPING MODULE

MELVILLE  
COLLECTION

This coping with its semi-circular profile was specifically designed for pool edges. It can also be used for building steps or to create wall capping.



RANGE NORVICK GREY (60 MM)



RANGE BOURBON BEIGE




RANGE DORION BEIGE (60 MM)



RANGE COGNAC BROWN (60 MM)



RANGE CHATHAM BEIGE (80 MM)



RANGE PENFIELD BROWN (80 MM)



ROCKLAND BLACK (60 MM)

### UNITS



MARINA 60 COPING MODULE  
60 mm x 150 mm x 300 mm  
2 3/8" x 5 15/16" x 11 13/16"



MARINA 80 COPING MODULE  
80 mm x 200 mm x 300 mm  
3 1/8" x 7 7/8" x 11 13/16"



MARINA 60 COPING MODULE – RANGE DORION BEIGE / BERGERAC PLUS PAVERS – RANGE DORION BEIGE

## HEMMINGFORD STEP

A step particularly suitable for landscaping projects to which we want to give a rustic style.



RANGE GREY



RANGE BEIGE

### UNIT




152 mm × 406 mm × 1219 mm  
6" × 16" × 48"



HEMMINGFORD STEP – RANGE BEIGE

## HEMMINGFORD 70 CAPPING MODULE HEMMINGFORD 90 STEP

The Hemmingford 70 capping module is sleek, with the look of natural stone. The Hemmingford 90 step is especially appropriate for installations with a rural style. It blends well with Celtik wall.



RANGE BASTICAN GREY



RANGE THERA BEIGE

### UNITS



HEMMINGFORD 70 CAPPING MODULE  
70 mm × 315 mm × 605 mm  
2 3/4" × 12 3/8" × 23 13/16"



HEMMINGFORD 90 STEP  
90 mm × 370 mm × 605 mm  
3 9/16" × 14 9/16" × 23 13/16"



HEMMINGFORD 70 CAPPING MODULE AND HEMMINGFORD 90 STEP – RANGE BASTICAN GREY  
MONDRIAN 50 SLABS – RANGE CHATHAM BEIGE / CELTIK WALL – RANGE SHEFFIELD BEIGE AND BLACK

## VERSAILLES® ROCART® STEP

The Versailles step is a unit of concrete used for step construction that blends harmoniously with any exterior design. As a single large block of concrete, it constitutes both the step and the riser. Moreover, it has a relatively rough texture that makes it a non-slip and safe surface for users. It is offered in two colours with the Rocart finish.



TRENTON LIMESTONE GREY



LUXOR LIMESTONE BEIGE

### UNIT



145 mm × 400 mm × 915 mm  
5 3/4" × 15 3/4" × 36"



VERSAILLES ROCART STEP – TRENTON LIMESTONE GREY / VERSAILLES ROCART SLABS – TRENTON LIMESTONE GREY



ESPLANADE ACCESSORIES – RANGE BEIGE

## ESPLANADE® ACCESSORIES

Esplanade chiseled capping is the perfect accessory for finishing walls and steps. It looks uncannily like natural stone and offers the choice of monochromatic, contrasting or innovative approaches for beautiful landscaping results.

Designed specifically for capping pillars built with Permacon wall, Esplanade capping is available in four sizes. Because it is textured on five sides, it will provide the perfect finishing touch to your outdoor project.

The Esplanade step measures 1219 mm (48 in), is lightly textured and looks exactly like natural stone for a genuine rustic look.



RANGE GREY



RANGE BEIGE



RANGE BLACK



### UNITS



**PILLAR CAPPING MODULE 25 x 25**  
60 mm x 635 mm x 635 mm  
2 3/8" x 25" x 25"



**PILLAR CAPPING MODULE 27 x 27**  
60 mm x 686 mm x 686 mm  
2 3/8" x 27" x 27"



**PILLAR CAPPING MODULE 29 x 29**  
75 mm x 737 mm x 737 mm  
3" x 29" x 29"



**PILLAR CAPPING MODULE 31 x 31**  
75 mm x 787 mm x 787 mm  
3" x 31" x 31"



**42" CHISELED CAPPING MODULE**  
60 mm x 381 mm x 1067 mm  
2 3/8" x 15" x 42"



**STEP**  
178 mm x 406 mm x 1219 mm  
7" x 16" x 48"

# PERMACON.CA

GO ONLINE TO ACCESS OUR TOOLS AND RESOURCES TO INSPIRE AND GUIDE YOU IN THE REALIZATION OF YOUR PROJECTS, OR TO HELP YOU FIND A QUALIFIED CONTRACTOR.



## INSPIRATION

### PORTFOLIO

VIEW MORE THAN 700 EXCLUSIVE PHOTOS FOR INSPIRATION.

### NEW FOR 2015

DISCOVER OUR LATEST PRODUCTS.

### DESIGN IDEAS GUIDE

GET INSPIRED BY A MULTITUDE OF TRENDS AND IDEAS.



## DESIGN

### PROJECT ASSISTANT

ENJOY ONE SIMPLE TOOL TO HELP YOU COMPLETE YOUR PROJECT.

### LANDSCAPING FUNDAMENTALS

DISCOVER THE 14 BASIC PRINCIPLES OF LANDSCAPING.

### PLANNER

FOLLOW THE KEY STEPS OF PROJECT PLANNING.



## SELECTION

### HELP WITH MY SELECTION

CHOOSE PRODUCTS THAT MEET YOUR NEEDS.

### SHOWROOMS

VISIT ONE OF OUR DISTRIBUTORS.

### CHOOSE YOUR COLOUR

MATCH, CONTRAST OR BE DARING: DISCOVER THREE WAYS TO CHOOSE YOUR COLOUR.



## INSTALLATION

### FIND A LANDSCAPER

FIND A CONTRACTOR IN YOUR AREA IN JUST A FEW SECONDS.

### TECHNICAL GUIDE

INSTALL OUR PRODUCTS EASILY WITH HELP FROM OUR DETAILED INSTALLATION GUIDES.



ARCHITECTS AND ENGINEERS ALSO CHOOSE PERMACON TO ACCOMPLISH THEIR PUBLIC AND PRIVATE PROJECTS.

#### TRADEMARKS, PATENTS AND INDUSTRIALS DESIGNS

Most of our products are protected by Patent and Industrial Design which is owned by Oldcastle Building Products Canada, Inc. except for those indicated otherwise. The trademarks identified by the symbols ® TM belong to Oldcastle Building Products Canada, Inc. and those identified by the symbols\* are used under licence belonging to third party companies.

**Celtik® Curb:** Patented, Canada, United States and International.

**Celtik® Wall:** Patented, Canada, United States and International.

**Canvas® Pavers:** ® Canada and United States.

**Pisa® System:** Sub-Licensee of Groupe Tremca Inc. for the trademark Pisa Stone, owned by Risistone Inc.

**Universal® Slope Block and Split-Face Universal® Slope Block:** Licensed of the trademark Universal, owned by de F. von Langsdorff Licensing Ltd.

**Vendome® pavers:** ® Canada and United States. Patented, United States, Canada, Mexico, pending Europe.

**Lafitt® Tandem® Wall:** Patent pending.

**Keystone® System:** ® Canada and United States. Licensed of the trademark Keystone, owned by Keystone retaining wall system inc.



OUR COMMITMENT: TO BE YOUR TRUSTED PARTNER  
BY OFFERING DURABLE HIGH QUALITY PRODUCTS.  
BECAUSE YOUR PEACE OF MIND IS PRICELESS.

At Permacon, aesthetics and quality go hand in hand. Our manufacturing processes rely more on stone than sand, giving our products superior density and strength, while our unique pigmentation processes assure they retain their colour year after year.

Our products come with a full **50-year** warranty<sup>1</sup> that conforms with the Consumer Protection Law and is **transferrable** when you sell your home. Because your peace of mind is priceless.

<sup>(1)</sup> For our complete warranty statement, including exclusions, visit [PERMACON.CA](http://PERMACON.CA)

**LEFT PAGE**

OTTAWA CONFEDERATION BOULEVARD PAVERS

**RIGHT PAGE**

LEXA PAVERS – STERLING GREY / MONDRIAN 50 SLABS – RANGE NORVICK GREY



1 888 PERMACON  
PERMACON.CA