

Techo-Bloc

Precious Stones™

T E C H O - B L O C

CATALOG

S P E C T A C U L A R



L A N D S C A P E P R O D U C T S

EDITION 25



CONTENTS

See it. Feel it. Build it. Live it.	2
Trend Report	4
English Garden	6
Country Rustic	10
Contemporary	14
Euro Flair	18
Polished Casual	22
Exotic & Eclectic	26

SLABS	30
Aberdeen slab collection	32
Blu 60 mm slate or slate aged slab collection	34
Blu 60 mm smooth slab collection	36
Borealis slab collection	38
Inca slab	40
Industria slab	41
Maya slab	42
Mezzo slab	43
Monticello slab collection	44
Royale slab collection	45
Travertina slab collection	46
Tux slab collection NEW	48

PAVERS	50
Antika paver	52
Blu 80 mm slate paver collection NEW	54
Blu 80 mm smooth paver collection NEW	56
Eva paver NEW	58
Flagstone paver	59
Industria paver collection	60
Linea paver collection	62
Mista paver collection	64
Parisien paver collection	66
Rotondo paver	66
San Marino paver collection	67
Victorien 60 mm & 80 mm paver collection	68
Villagio paver	69
Legacy Collection	70
Allegro paver	70
Athena paver	70
Elena paver	71
Hera paver	71

PERMEABLE PAVERS	72
Antika permeable paver	74
Inflo commercial permeable paver	74
Mista Random permeable paver	75
Pure permeable paver NEW	76
Victorien 60 mm permeable paver	77
Villagio permeable paver	78

WALLS	80
Baltimore wall collection	82
Borealis wall NEW	83
Graphix wall NEW	84
Manchester wall	85

Mini-Creta wall collection	86
Mini-Creta Architectural wall collection	88
Monumental wall	90
Prescott wall collection	91
Raffinato wall collection NEW	92
Röcka wall NEW	94
Suprema wall collection NEW	95
Semma wall	96

CAPS	98
Compatibility charts	100
Aged cap	102
Bali Travertina pool coping	103
Bullnose pool coping	104
Muro Naturale cap	105
Piedimonte cap collection	106
Portofino cap	108
Prima 14" cap	109
Raffinato cap NEW	110
Stonedge pillar cap	111
York cap collection	112
Borealis step NEW	116
Maya step	117
Raffinato step NEW	118
Röcka step	119
York step	120

CONCRETE OVERLAY SYSTEM	122
Blu 45 mm	122
Venetian	122

EDGES	124
Avignon edge	126
Belgik edge	126
Borealis edge NEW	127
Brandon edge NEW	127
Pietra edge	128
Raffinato edge NEW	128
Röcka edge NEW	129
Tundra edge	129

OUTDOOR FEATURES	130
Grill Island	132
Manchester Foyer	133
Manchester Elite pizza oven NEW	134
Manchester Rustic pizza oven NEW	134
Raffinato pizza oven NEW	135
Forno pizza oven NEW	135
Prescott fire pit NEW	136
Raffinato fire pit NEW	137
Valencia fire pit	138

Color Coordinate	140
Warranty	142
Masonry	144

LEGEND

 TECHO-BLOC WARRANTY	 DE-ICING SALT RESISTANT	 USE VIBRATING PLATE	 PERMEABLE PAVERS
 STONEDGE WARRANTY	 DO NOT USE DE-ICING SALT	 DO NOT USE VIBRATING PLATE	

SEE IT.

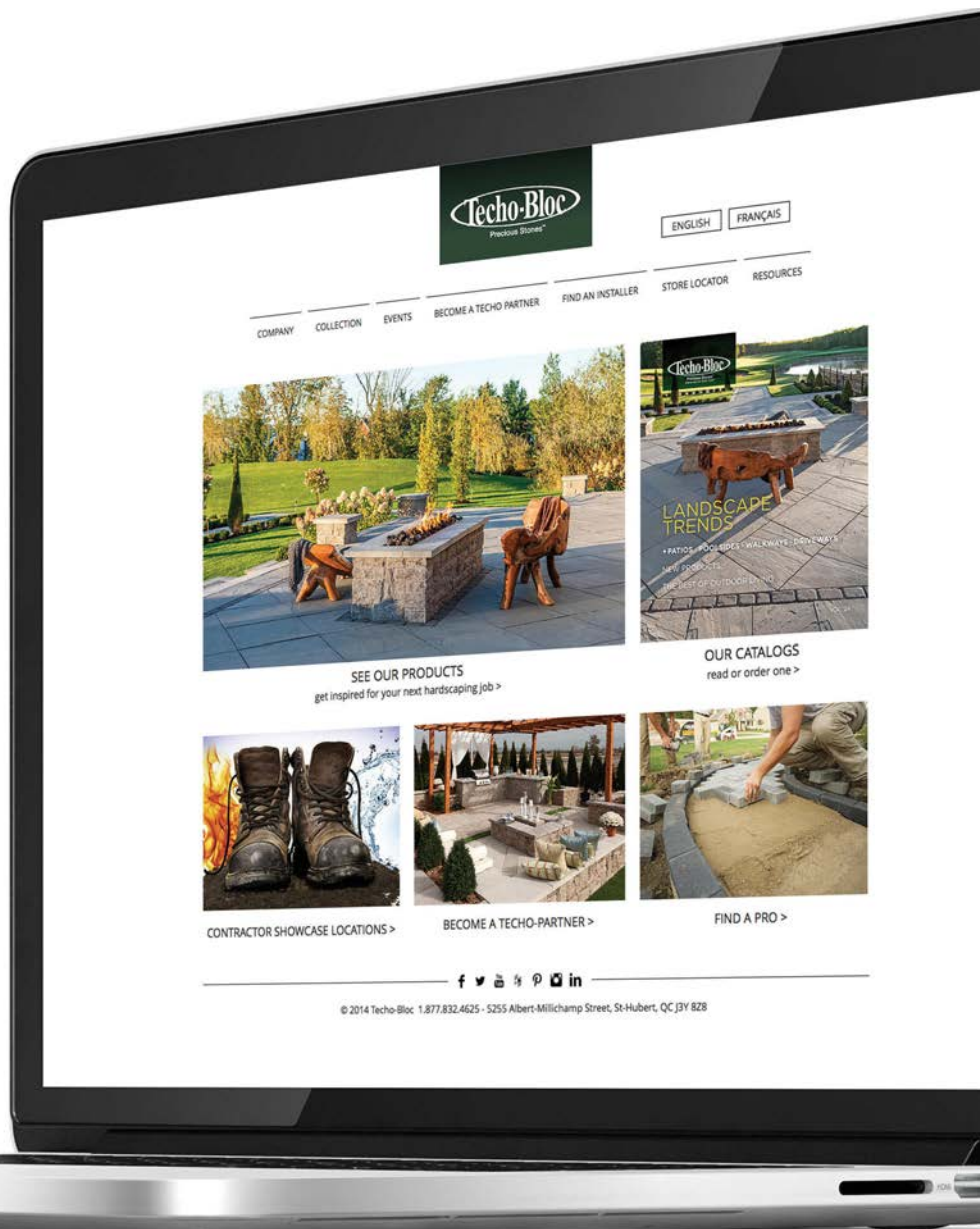
TECHO-BLOC.COM FOR MORE:

- Design ideas & inspiration
- Product browsing
- Outdoor styles

FEEL IT.

FIND AN AUTHORIZED DEALER NEAR YOU AT TECHO-BLOC.COM

- See & feel the product first-hand at our local outdoor display/showroom
- Get pricing & product information
- Expert local advice



BUILD IT.

**HIRE A PROFESSIONAL TECHO-BLOC
CERTIFIED INSTALLER AT
TECHO-BLOC.COM**

- Hire a qualified TECHO-PRO with hardscape education credentials
- Custom expert advice for your project
- Get on-site pricing estimates

LIVE IT.

**REDEFINE YOUR LANDSCAPE
TO REDEFINE THE WAY
YOU LIVE**

- We create products to redefine outdoor landscapes because we believe that your environment has the power to redefine you.
- Techo-Bloc: redefining landscape products**





LAYING THE GROUNDWORK for
S P E C T

WE DRAW INSPIRATION FROM OUR ENVIRONMENT;
curating the most beautiful things nature has to offer and
reproducing their beauty.

WE PUSH THE BOUNDARIES OF DESIGN by using nature
as our basis and adding our own technological advances to
create products that are more durable, more beautiful and more
practical than mother nature intended.

WE ALWAYS CHOOSE THE PATH LESS TRAVELED
because it leads us to discover things that others haven't seen.

WE OFFER A NEW PERSPECTIVE; where most people see a
yard, we see a magical place filled with the potential of the best
memories, moments and inspiration.

**AND WE CREATE PRODUCTS TO REDEFINE THOSE
OUTDOOR LANDSCAPES.**

**BECAUSE WE BELIEVE THAT YOUR ENVIRONMENT
HAS THE POWER** to redefine you.

TECHO-BLOC: REDEFINING LANDSCAPE PRODUCTS

TREND REPORT ›



ACQUILAR



ENGLISH GARDEN



gardencottage.com



BLU GRANDE smooth

MONTICELLO



ANTIKA

RAFFINATO smooth

TIMELESS BEAUTY

The English culture is one of traditionalism prizing enduring beauty and practicality. The well-thought-out English Garden flows in an undeniably organic way without sacrificing the subtle and restrained control that is typical of the English. Lush, colorful flora adorns elegantly paved walkways and terraces, while organics like thyme, grass, gravel or moss flow between smooth or slate-textured concrete slabs for touches of unbridled beauty that remain true to a natural look.

➔ Consult the **English Garden Design Atelier** on the next page for more ideas.



➔ ABERDEEN slab, azzurro tones
PIETRA edge, sandlewood
ANTIKA paver, sandlewood
furniture from AGENCY.CA






MOZAĪKS Atelier
DESIGN
ENGLISH GARDEN




A BLU 60 mm slate slab (6" x 13"), shale grey • ANTIKA paver, shale grey

B SAN MARINO paver small rectangles, shale grey

C ABERDEEN slab (30 x 30), rock garden brown tones




A



B




C




D RAFFINATO cap, greyed nickel • SEMMA wall, shale grey

E ANTIKA paver, shale grey • INCA slab, victoria tones



D



E

COUNTRY RUSTIC



casualife.ca



THE BEAUTY OF WOOD, SET IN STONE

Nothing says rustic like the raw texture of wood. The Borealis stone collection pushes the envelope on traditional landscape products by capturing the look & feel of wood. This splinter-free, weather-resistant and maintenance-free alternative imparts the beauty of wood to a concrete landscaping product that is more durable & more practical than its natural counterpart.

➔ Refer to the design atelier on the next page to get inspired with **Country rustic** landscape design products.



gardencottage.com

➔ BOREALIS slab, hazelnut brandy tones





MOZAÏKS Atelier
DESIGN
COUNTRY RUSTIC



A PRESCOTT wall (2.25" and 4.5"), rock garden brown tones • PORTOFINO cap, chocolate brown tones

B BLU 60 mm slab slate, champlain grey • BOREALIS slab, smoked pine tones






C VILLAGIO paver, chocolate brown and chestnut brown

D BOREALIS slab, smoked pine and hazelnut brandy tones

E MISTA paver square & random, chestnut brown and harvest gold



CONTEMPORARY



MODERNSCAPING: SLEEK & MONOCHROMATIC

Modernscaping takes a controlled and minimalistic approach to design with clean lines, pristine surfaces and a monochrome color palette. Techo-Bloc's new Greyed Nickel color combined with the smooth surfaces of the Raffinato wall and Industria slab creates a perfect pairing for ultra-sleek applications. The Raffinato firepit and brand-new pizza oven offers a balance to contemporary design minimalism with the warmth of outdoor fire features.

➔ Refer to the next page for more Modern design ideas.



➔ INDUSTRIA slab, RAFFINATO cap - greyed nickel





MOZAÏKS Atelier
DESIGN
CONTEMPORARY



A ABERDEEN slab 10 × 30, azzurro tones •
PIEDIMONTE cap (14" × 30"), riviera tones

B BLU 80 mm smooth paver, greyed nickel •
LINEA paver small rectangles, onyx black


C BLU 60 mm smooth slab, greyed nickel





D RAFFINATO 180 mm smooth wall, onyx black • RAFFINATO 90 mm smooth wall, greyed nickel • RAFFINATO cap, onyx black

E INDUSTRIA 600 slab, greyed nickel • BOREALIS slab, hazelnut brandy tones




EURO FLAIR



INDUSTRIA



VICTORIEN



TUX



cdfurniture.com



HIGH-IMPACT, HIGH-CONTRAST DESIGN

Euro flair is all about achieving high-impact design through the colliding of Old World architecture and avant-garde elements. The 2015 TUX outdoor slab collection reinvents the vintage sophistication of Europe's classic black and white tiling by bringing the trend to galleries and outdoor terraces. The checkerboard mix of the TUX collection in Greyed Nickel and Onyx Black presents an intricate geometric floor pattern that becomes an ideal backdrop for modern black and white decorative accents.

➔ Consult the **Euro Flair** design atelier on the next page for more ideas.



landofpillows.com

➔ TUX slab, greyed nickel and onyx black






MOZAÏKS Atelier
DESIGN
EURO FLAIR



A BALTIMORE 180 mm wall, brushed pewter • RAFFINATO 180 mm corner smooth, greyed nickel • RAFFINATO cap, onyx black

B VICTORIEN and ANTIKA pavers, onyx black






C VILLAGIO paver, shale grey and onyx black •
BLU GRANDE smooth slab, shale grey

D TUX slab, greyed nickel and onyx black

E BLU 60 mm smooth slab (6" × 13"), greyed nickel and onyx black •
INDUSTRIA 600 slab, greyed nickel and onyx black



D



E

POLISHED CASUAL



casualife.ca

STONEEDGE

ANTIKA

TRAVERTINA

RÖCKA



DIVIDE, CONTRAST & CONQUER

Define outdoor spaces through the use of high-contrast bandings and elevations. Pictured here, Travertina in Ivory offers a blend of cream tones to achieve a soft color palette with subtle texture. Deep colored stones are then used to create contrast and frame the separate outdoor areas. Bold textured Rocka steps in Rock Garden Brown are used to frame and provide elevation while the smaller cobblestone-like Antika paver in Chocolate brown brings form and color contrast to outline the dining area.

➔ Refer to the **polished casual** design atelier on the next page for more ideas.



➔ TRAVERTINA slab, ivory tones, RÖCKA steps, rock garden brown tones and ANTIKA paver, chetsnut brown furniture from CASUALIFE.CA






MOZAĪKS Atelier
DESIGN
POLISHED CASUAL




A BOREALIS slab, hazelnut brandy tones •
ANTIKA paver, chestnut brown




B PRIMA cap, chestnut brown • RAFFINATO 90 mm wall,
greyed nickel • MINI-CRETA wall 3" & 6", chestnut brown




C INDUSTRIA 300 × 600 smooth paver, greyed nickel •
SAN MARINO paver small rectangles, chestnut brown





D TRAVERTINA 20 × 30 slab, ivory tones • BOREALIS 5×30 slab, hazelnut brandy tones

E BLU 60 mm slate slab, shale grey • BOREALIS 5×30 slab, hazelnut brandy tones



EXOTIC & ECLECTIC



avency.ca



ROCKÁ

INCA



PORTOFINO



avency.ca



ESCAPE WITH ROCK-SCULPTED TEXTURES AND GOLDEN SAND TONES

Eclectic and exotic styles merge in a shared ambition: the desire to escape. Taking cues from the desert settings of summer festivals, the colors of Baja Beige and Coral Sands set the mood this year with their warm golden tones. For texture, the Inca slab takes the graceful shapes of drifted sand dunes, while the rock-sculpted Röcka steps and Portofino caps evoke sun-burnt cliffs and canyons.

➔ Add a hint of exotic flavor with **eclectic & exotic** mosaics found on the next page.



landofpillows.com



➔ INCA slab, baja beige tones • RÖCKA step, baja beige tones furniture from AVENCY.CA




MOZAÏKS Atelier
DESIGN
EXOTIC & ECLECTIC



A BOREALIS 5×30 slab, hazelnut brandy and sauvignon oak tones

B BLU 60 mm slab slate, chocolate brown • BLU 60 mm smooth slab (6" × 13"), chestnut brown







C BOREALIS 5x30 slab, sauvignon oak tones • INCA slab, coral sands tones

D ROCKĀ wall, rock garden brown tones

E TRAVERTINA 30 × 30 slab, riviera tones • BOREALIS slab, hazelnut brandy tones







TECHO-BLOC

S L A B S

Make a big impression. The slab collection holds some of Techo-Bloc's most eye-catching stone designs. Crafted using ingredients such as granite and other fine quality aggregates, the slab collection achieves the beauty of natural stone while maintaining the durability of traditional concrete slabs. Its natural beauty is captured by the diversity of its details from varying color blends, to different surface textures. Designed for light pedestrian traffic only, not suitable for vehicle traffic.

ABERDEEN SLAB COLLECTION



ABERDEEN azzurro tones, PIEDIMONTE riviera tones and VILLAGIO onyx black



TONES*


rock garden brown

azzurro

baja beige

olive


*For an authentic look, each color option is composed of a variety of darker & lighter tones. Natural ingredients such as granite are present within the recipe to allow for a range in tones, veining and textures from one stone to another.



ABERDEEN azzurro tones and VILLAGIO onyx black

Aberdeen 20"×10" • 20"×20" SLABS




Height × Depth × Length 

A 57 × 508 × 254 mm 2¼ × 20 × 10 in
 B 57 × 508 × 508 mm 2¼ × 20 × 20 in
 6.58 m², 862 kg / pal. • 70.83 ft², 1900 lbs / pal.

Aberdeen 30"×10" SLAB




Height × Depth × Length 

57 × 762 × 254 mm 2¼ × 30 × 10 in
 3.29 m², 454 kg / pal. • 35.42 ft², 1,000 lbs / pal.

Aberdeen 30"×20" SLAB




Height × Depth × Length 

57 × 762 × 508 mm 2¼ × 30 × 20 in
 6.58 m², 853 kg / pal. • 70.83 ft², 1,880 lbs / pal.

Aberdeen 30"×30" SLAB



Height × Depth × Length 

57 × 762 × 762 mm 2¼ × 30 × 30 in
 9.87 m², 1,279 kg / pal. • 106.25 ft², 2,820 lbs / pal.

BLU 60 mm SLATE OR SLATE AGED SLAB COLLECTION



BLU 60 mm Slate, champlain grey

1 BLU 60 mm Slate


2 BLU 60 mm Slate aged

3 BLU 60 mm 6"×13" Slate

4 BLU Grande Slate




1-2-3-4
sandlewood



1-2-3-4
shale grey



1-2-3-4
mojave beige



1-2-3-4
champlain grey



1-2-3-4
harvest gold



1-2-3-4
chestnut brown



1-3
autumn red



3*
onyx black



3*
chocolate brown

* BLU 60mm 6"×13" slate in onyx black and chocolate brown are only available in half-pallets.

Color samples for reference only. Actual product colors may vary.



BLU 60 mm Slate, champlain grey

Blu 60 mm SLATE & SLATE AGED SLABS



Height × Depth × Length 

- A 60 × 330 × 165 mm 2 3/8 × 13 × 6 1/2 in
 - B 60 × 330 × 330 mm 2 3/8 × 13 × 13 in
 - C 60 × 330 × 495 mm 2 3/8 × 13 × 19 1/2 in
- 10.96 m², 1 417 kg / pal. ■ 116.82 ft², 3 125 lbs / pal.

Blu 60 mm 6" × 13" SLATE SLAB



Height × Depth × Length 

- 60 × 330 × 165 mm 2 3/8 × 13 × 6 1/2 in
- 10.78 m², 1 423 kg / pal. ■ 116.05 ft², 3 138 lbs / pal.

Blu Grande SLATE SLAB



Height × Depth × Length 

- 60 × 495 × 825 mm 2 3/8 × 19 1/2 × 32 1/2 in
- 8.98 m², 1 224 kg / pal. ■ 96.71 ft², 2 698 lbs / pal.

BLU 60 mm SMOOTH SLAB COLLECTION



BLU 60 mm Smooth, shale grey

1 BLU 60 mm Smooth

2 BLU 60 mm (6" x 13") Smooth

3 BLU Grande Smooth




1-2-3
shale grey



1-2-3
champlain grey



1-2-3
chestnut brown



1-2-3
greyed nickel



1-2-3
beige cream




1-2*3
onyx black



2*
chocolate brown

* BLU 60mm 6"x13" smooth in onyx black and chocolate brown are only available in half-pallets.

Color samples for reference only. Actual product colors may vary.



BLU 60 mm Smooth, shale grey

Blu 60 mm SMOOTH SLAB



Height × Depth × Length 

- A 60 × 330 × 165 mm 2 3/8 × 13 × 6 1/2 in
 - B 60 × 330 × 330 mm 2 3/8 × 13 × 13 in
 - C 60 × 330 × 495 mm 2 3/8 × 13 × 19 1/2 in
- 10.96 m², 1 450 kg / pal. ■ 116.82 ft², 3 196 lbs / pal.

Blu 60 mm 6" × 13" SMOOTH SLAB



Height × Depth × Length 

- 60 × 330 × 165 mm 2 3/8 × 13 × 6 1/2 in
- 10.78 m², 1 423 kg / pal. ■ 116.05 ft², 3 138 lbs / pal.

Blu Grande SMOOTH SLAB



Height × Depth × Length 

- 60 × 495 × 825 mm 2 3/8 × 19 1/2 × 32 1/2 in
- 8.98 m², 1 224 kg / pal. ■ 96.71 ft², 2 698 lbs / pal.

BOREALIS SLAB COLLECTION



BOREALIS 5"×30", hazelnut brandy tones



TONES*

smoked pine

hazelnut brandy

sauvignon oak

*For an authentic look, each color option is composed of a variety of darker & lighter tones. Natural ingredients such as granite are present within the recipe to allow for a range in tones, veining and textures from one stone to another.



BOREALIS 5"×30", hazelnut brandy tones

NEW

Borealis 10"×30" SLAB



Height × Depth × Length 

57 × 254 × 762 mm 2 1/4 × 10 × 30 in

34 units, 871 kg, 6.58 m² / pal. ▪ 1920 lbs, 70.83 ft² / pal.

Borealis 5"×30" SLAB



Height × Depth × Length 

57 × 127 × 762 mm 2 1/4 × 5 × 30 in

68 units, 855 kg, 6.58 m² / pal. ▪ 1885 lbs, 70.83 ft² / pal.

INCA SLAB



baja beige tones



TONES*

victoria

riviera

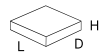
baja beige

coral sands

Inca SLAB



Height × Depth × Length



A 51 × 381 × 191 mm 2 × 15 × 7½ in

B 51 × 381 × 381 mm 2 × 15 × 15 in

C 51 × 381 × 572 mm 2 × 15 × 22½ in

744 kg, 6.18 m² / pal. ■ 1 640 lbs, 66.50 ft² / pal.

*For an authentic look, each color option is composed of a variety of darker & lighter tones. Natural ingredients such as granite are present within the recipe to allow for a range in tones, veining and textures from one stone to another.




INDUSTRIA SLAB



Industria 600 × 600 smooth greyed nickel

Industria 600 × 600 SLAB


600 SERIES



Height × Depth × Length

60 × 600 × 600 mm 2 3/8 × 23 5/8 × 23 5/8 in

705 kg, 5.04 m² / pal. 1555 lbs, 54.25 ft² / pal.




grey charcoal onyx black greyed nickel beige cream

AVAILABLE FINISHES: **SMOOTH**, **GRANITEX** and **POLISHED**
(COLOR SAMPLES ABOVE ARE SMOOTH FINISH)

Color samples for reference only. Actual product colors may vary.



Stonedge
COLLECTION

victoria tones



TONES*

victoria

riviera

baja beige

Maya SLAB



Height × Depth × Length



57 × 584 × 788 mm

2 1/4 × 23 × 31 in

17 units, 720 kg, 7.82 m² / pal. ■ 1587 lbs, 84.15 ft² / pal.

*For an authentic look, each color option is composed of a variety of darker & lighter tones. Natural ingredients such as granite are present within the recipe to allow for a range in tones, veining and textures from one stone to another.



MEZZO SLAB



Stonedge
COLLECTION

baja beige tones



TONES OF*

victoria

riviera

baja beige

Mezzo SLAB



Height × Depth × Length

44 × 406 × 559 mm

32 units, 687 kg, 7.27 m² / pal. ■ 1514 lbs, 78.22 ft² / pal.




1 3/4 × 16 × 22 in

*For an authentic look, each color option is composed of a variety of darker & lighter tones. Natural ingredients such as granite are present within the recipe to allow for a range in tones, veining and textures from one stone to another.

MONTICELLO SLAB COLLECTION



chocolate brown, azzurro & olive tones



TONES*

rock garden brown

chocolate brown

azzurro

olive

Monticello 20"×10" • 20"×20" SLABS



Height × Depth × Length



A 57 × 508 × 254 mm 2 1/4 × 20 × 10 in

B 57 × 508 × 508 mm 2 1/4 × 20 × 20 in

6.58 m², 846 kg / pal. ■ 70.83 ft², 1,865 lbs / pal.

Monticello 20"×30" SLAB



Height × Depth × Length



57 × 508 × 762 mm 2 1/4 × 20 × 30 in

6.58 m², 848 kg / pal. ■ 70.83 ft², 1,870 lbs / pal.

*For an authentic look, each color option is composed of a variety of darker & lighter tones. Natural ingredients such as granite are present within the recipe to allow for a range in tones, veining and textures from one stone to another.




ROYALE SLAB COLLECTION




Royale 12" x 12" SLAB




Height x Depth x Length 
 60 x 300 x 300 mm 2 3/8 x 11 15/16 x 11 15/16 in
 1591 kg, 12.27 m² / pal. ■ 3 508 lbs, 132 ft² / pal.

Royale 12" x 24" SLAB



Height x Depth x Length 
 60 x 300 x 600 mm 2 3/8 x 11 15/16 x 23 5/8 in
 1479 kg, 11.15 m² / pal. ■ 3 261 lbs, 120 ft² / pal.



sandlewood



shale grey



champlain grey

Color samples for reference only. Actual product colors may vary.

TRAVERTINA SLAB COLLECTION



ivory tones



TONES*

riviera

rock garden brown

ivory


*For an authentic look, each color option is composed of a variety of darker & lighter tones. Natural ingredients such as granite are present within the recipe to allow for a range in tones, veining and textures from one stone to another.



ivory tones

Travertina 20"×10" • 20"×20" SLABS




Height × Depth × Length 

A 57 × 508 × 254 mm 2 1/4 × 20 × 10 in
 B 57 × 508 × 508 mm 2 1/4 × 20 × 20 in
 6.59 m², 832 kg / pal. ■ 70.89 ft², 1,835 lbs / pal.

Travertina 20"×30" SLAB




Height × Depth × Length 

57 × 508 × 762 mm 2 1/4 × 20 × 30 in
 6.59 m², 835 kg / pal. ■ 70.89 ft², 1,841 lbs / pal.

Travertina 30"×30" SLAB



Height × Depth × Length 

57 × 762 × 762 mm 2 1/4 × 30 × 30 in
 9.87 m², 1,262 kg / pal. ■ 106.25 ft², 2,782 lbs / pal.

TUX SLAB COLLECTION | NEW



TUX 12x12 greyed nickel, onyx black



greyed nickel onyx black beige cream

Color samples for reference only. Actual product colors may vary.

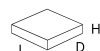


TUX 12×12 greyed nickel, onyx black

Tux 12"×12" SLAB



Height × Depth × Length



60 × 300 × 300 mm

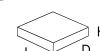
$2\frac{3}{8} \times 11\frac{13}{16} \times 11\frac{13}{16}$ in

132 units, 1640 kg, 11.88 m² / pal. ■ 3 616 lbs, 127.88 ft² / pal.

Tux 12"×24" SLAB



Height × Depth × Length



60 × 300 × 600 mm

$2\frac{3}{8} \times 11\frac{13}{16} \times 23\frac{3}{8}$ in

60 units, 1517 kg, 10.80 m² / pal. ■ 3 344 lbs, 116.25 ft² / pal.





TECHO-BLOC

P A V E R S

All Techo-Bloc pavers are interlocking, designed to withstand vehicle traffic, are salt-resistant and backed by a lifetime transferable warranty. They contain color all the way through to allow for a natural-wear that won't have color fade over time. It is our long-standing mission to maintain our position as world leaders for quality in the manufacture of landscape pavers.

ANTIKA PAVER



sandlewood



sandlewood




shale grey



chestnut brown



onyx black



chocolate brown

Color samples for reference only. Actual product colors may vary.



sandlewood

Antika PAVER



Various sizes, height of 2 3/8 inches

990 kg, 8.10 m² / pal. ▪ 2 183 lbs, 87 ft² / pal.


BLU 80 mm SLATE PAVER COLLECTION



champlain grey

1 BLU 80 mm Slate

2 BLU 80 mm (6"×13") Slate



1-2 sandlewood

1-2 shale grey

1-2 mojave beige

1-2 champlain grey

1-2 harvest gold

1-2 chestnut brown

1-2 autumn red

2 onyx black

2 chocolate brown

Color samples for reference only. Actual product colors may vary.



champlain grey

NEW

Blu 80 mm (6×13) SLATE PAVER




Height × Depth × Length 
 80 × 330 × 165 mm 3 1/8 × 13 × 6 1/2 in

1 421 kg, 7.84 m²/pal. ■ 3 133 lbs, 84.40 ft²/pal.

Blu 80 mm SLATE PAVER



Height × Depth × Length 
 A 80 × 330 × 165 mm 3 1/8 × 13 × 6 1/2 in

B 80 × 330 × 330 mm 3 1/8 × 13 × 13 in

C 80 × 330 × 495 mm 3 1/8 × 13 × 19 1/2 in

1 472 kg, 7.90 m²/pal. ■ 3 246 lbs, 84.96 ft²/pal.

BLU 80 mm SMOOTH PAVER COLLECTION



BLU 80 mm smooth, shale grey



1 BLU 80 mm Smooth

2 BLU 80 mm (6"×13") Smooth



1-2 shale grey

1-2 champlain grey

1-2 chestnut brown

1-2 greyed nickel

1-2 onyx black

1-2 beige cream

2 chocolate brown

Color samples for reference only. Actual product colors may vary.




BLU 80mm smooth, shale grey

NEW


Blu 80 mm (6×13) SMOOTH PAVER



Height × Depth × Length 
 80 × 330 × 165 mm 3 1/8 × 13 × 6 1/2 in
 1 421 kg, 7.84 m² / pal. ▪ 3 133 lbs, 84.40 ft² / pal.

Blu 80mm SMOOTH PAVER



Height × Depth × Length 
 A 80 × 330 × 165 mm 3 1/8 × 13 × 6 1/2 in
 B 80 × 330 × 330 mm 3 1/8 × 13 × 13 in
 C 80 × 330 × 495 mm 3 1/8 × 13 × 19 1/2 in
 7.90 m², 1 430 kg / pal. ▪ 84.96 ft², 3 152 lbs / pal.



mojave beige



sandalwood

shale grey

mojave beige

champlain grey

harvest gold

chestnut brown

Eva PAVER



Height × Depth × Length	H
A 60 × 223 × 112 mm	2 3/8 × 8 3/4 × 4 3/8 in
B 60 × 223 × 223 mm	2 3/8 × 8 3/4 × 8 3/4 in
C 60 × 223 × 335 mm	2 3/8 × 8 3/4 × 13 3/16 in

1 631 kg, 12.31 m² / pal. ■ 3 596 lbs, 132.48 ft² / pal.

Color samples for reference only. Actual product colors may vary.



FLAGSTONE PAVER



chestnut brown



sandlewood

mojave beige

champlain grey

harvest gold

chestnut brown

Flagstone PAVER



Height × Depth × Length 

A-E 80 × 411 × 602 mm $3\frac{1}{8} \times 16\frac{3}{16} \times 23\frac{11}{16}$ in

F 80 × 411 × 301 mm $3\frac{1}{8} \times 16\frac{3}{16} \times 11\frac{7}{8}$ in

G 80 × 354 × 301 mm $3\frac{1}{8} \times 13\frac{15}{16} \times 11\frac{7}{8}$ in


1,343 kg, 7.58 m² / pal. • 2,960 lbs, 81.60 ft² / pal.

Color samples for reference only. Actual product colors may vary.

INDUSTRIA PAVER COLLECTION



600 × 100 Smooth, greyed nickel



grey

charcoal

onyx black

greyed nickel

beige cream

AVAILABLE FINISHES: **SMOOTH**, **GRANITEX** and **POLISHED**
(SMOOTH FINISH COLOR SAMPLES DISPLAYED)

200 SERIES

Industria 200 × 200 PAVER



Height × Depth × Length 

100 × 200 × 200 mm 3¹⁵/₁₆ × 7⁷/₈ × 7⁷/₈ in
1 292 kg, 5.60 m² / pal. ■ 2 848 lbs, 60.28 ft² / pal.

Industria 200 × 400 PAVER



Height × Depth × Length 

100 × 200 × 400 mm 3¹⁵/₁₆ × 7⁷/₈ × 15³/₄ in
1 292 kg, 5.60 m² / pal. ■ 2 848 lbs, 60.28 ft² / pal.

Color samples for reference only. Actual product colors may vary.



600 × 100 Smooth, greyed nickel

Industria 300 × 100 PAVER



Height × Depth × Length 

100 × 300 × 100 mm 3 15/16 × 11 13/16 × 3 15/16 in
973 kg, 4.20 m²/pal. ■ 2 145 lbs, 45.21 ft²/pal.

Industria 300 × 150 PAVER



Height × Depth × Length 

100 × 300 × 150 mm 3 15/16 × 11 13/16 × 5 7/8 in
1 523 kg, 6.62 m²/pal. ■ 3 357 lbs, 71.20 ft²/pal.

300 SERIES

Industria 300 × 300 PAVER



Height × Depth × Length 

100 × 300 × 300 mm 3 15/16 × 11 13/16 × 11 13/16 in
1 738 kg, 7.56 m²/pal. ■ 3 832 lbs, 81.38 ft²/pal.

Industria 600 × 100 PAVER



Height × Depth × Length 

100 × 600 × 100 mm 3 15/16 × 23 5/8 × 3 15/16 in
973 kg, 4.20 m²/pal. ■ 2 145 lbs, 45.21 ft²/pal.

600 SERIES

Industria 600 × 600 PAVER



Height × Depth × Length 

100 × 600 × 600 mm 3 15/16 × 23 5/8 × 23 5/8 in
1 164 kg, 5.04 m²/pal. ■ 2 567 lbs, 54.25 ft²/pal.

Industria 600 × 200 PAVER



Height × Depth × Length 

100 × 600 × 200 mm 3 15/16 × 23 5/8 × 7 7/8 in
973 kg, 4.20 m²/pal. ■ 2 145 lbs, 45.21 ft²/pal.

Industria 600 × 300 PAVER



Height × Depth × Length 

100 × 600 × 300 mm 3 15/16 × 23 5/8 × 11 13/16 in
1 164 kg, 5.04 m²/pal. ■ 2 567 lbs, 54.25 ft²/pal.

LINEA PAVER COLLECTION



sandlewood

shale grey

champlain grey

chestnut brown

onyx black*

chocolate brown*

* Onyx black and chocolate brown are only available in half-pallets. Color samples for reference only. Actual product colors may vary.



shale grey

Linea SMALL RECTANGLE PAVER



Height × Depth × Length 

- A 100 × 100 × 225 mm $3\frac{15}{16} \times 3\frac{15}{16} \times 8\frac{7}{8}$ in
 - B 100 × 100 × 325 mm $3\frac{15}{16} \times 3\frac{15}{16} \times 12\frac{15}{16}$ in
 - C 100 × 100 × 425 mm $3\frac{15}{16} \times 3\frac{15}{16} \times 16\frac{3}{4}$ in
- 1677 kg, 7.51 m² / pal. ■ 3 696 lbs, 80.81 ft² / pal.

Linea LARGE RECTANGLE PAVER




Height × Depth × Length 

- A 100 × 150 × 225 mm $3\frac{15}{16} \times 5\frac{7}{8} \times 8\frac{7}{8}$ in
 - B 100 × 150 × 325 mm $3\frac{15}{16} \times 5\frac{7}{8} \times 12\frac{15}{16}$ in
 - C 100 × 150 × 425 mm $3\frac{15}{16} \times 5\frac{7}{8} \times 16\frac{3}{4}$ in
- 1633 kg, 7.17 m² / pal. ■ 3 601 lbs, 77.14 ft² / pal.

MISTA PAVER COLLECTION



mojave beige



1 MISTA GRANDE

2 MISTA Random permeable

3 MISTA square



2-3
sandlewood



1-2-3
shale grey



2-3
mojave beige



1-2-3
champlain grey



1-2-3
harvest gold



1-2-3
chestnut brown



2-3
autumn red



1
onyx black



1
chocolate brown

Color samples for reference only. Actual product colors may vary.



mojave beige

Mista Grande PAVER



Height × Depth × Length 

- A 80 × 300 × 150 mm 3 1/8 × 11 15/16 × 5 7/8 in
 - B 80 × 300 × 300 mm 3 1/8 × 11 15/16 × 11 15/16 in
 - C 80 × 300 × 450 mm 3 1/8 × 11 15/16 × 17 11/16 in
- 1576 kg, 8.65 m²/pal. ■ 3 474 lbs, 93.04 ft²/pal.

Mista RANDOM PERMEABLE PAVER



Height × Depth × Length 

- A 65 × 200 × 100 mm 2 9/16 × 7 7/8 × 3 15/16 in
 - B 65 × 200 × 200 mm 2 9/16 × 7 7/8 × 7 7/8 in
 - C 65 × 200 × 300 mm 2 9/16 × 7 7/8 × 11 15/16 in
- 1522 kg, 10.80 m²/pal. ■ 3 356 lbs, 116.20 ft²/pal.

Mista SQUARE PAVER



Height × Depth × Length 

- 65 × 300 × 300 mm 2 9/16 × 11 15/16 × 11 15/16 in
- 1565 kg, 10.80 m²/pal. ■ 3 450 lbs, 116.20 ft²/pal.

PARISIEN PAVER COLLECTION

ROTONDO PAVER



mojavé beige, shale grey and chocolate brown



shale grey


1 PARISIEN square 2 PARISIEN rectangle 3 PARISIEN circle



1-2-3 sandlewood 1-2-3 shale grey 1-2-3 mojavé beige 1-2-3 champlain grey 2 onyx black



1-2-3 harvest gold 1-2-3 chestnut brown 2 chocolate brown 1-2-3 autumn red

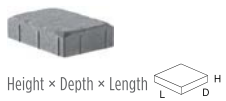


sandlewood shale grey mojavé beige champlain grey harvest gold



chestnut brown autumn red

Parisien RECTANGLE PAVER



Height × Depth × Length
60 × 158 × 238 mm
2 3/8 × 6 1/4 × 9 3/8 in
1 755 kg, 12.47 m² / pal.
3 870 lbs, 134.20 ft² / pal.

Parisien SQUARE PAVER



Height × Depth × Length
60 × 158 × 158 mm
2 3/8 × 6 1/4 × 6 1/4 in
1 622 kg, 11.54 m² / pal.
3 575 lbs, 124.20 ft² / pal.

Parisien CIRCLE PAVER



Various sizes, thickness of 2 3/8 inches
Circle diameter 7' 11" / 2,41 m
696 kg, 4.70 m² / pal. = 1 534 lbs, 50.70 ft² / pal.

Rotondo PAVER



Various sizes, height of 2 3/8 inches
Circle diameter 7' 11" / 2,41 m
672 kg, 4.70 m² / pal. = 1 482 lbs, 50.70 ft² / pal.

Color samples for reference only. Actual product colors may vary.



SAN MARINO PAVER COLLECTION



onyx black



sandlewood

shale grey

champlain grey

chestnut brown

onyx black*

chocolate brown*

San Marino SMALL RECTANGLE PAVER



Height × Depth × Length

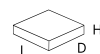


- A 100 × 100 × 225 mm 3¹⁵/₁₆ × 3¹⁵/₁₆ × 8⁷/₈ in
 - B 100 × 100 × 325 mm 3¹⁵/₁₆ × 3¹⁵/₁₆ × 12¹³/₁₆ in
 - C 100 × 100 × 425 mm 3⁹/₁₆ × 3¹⁵/₁₆ × 16³/₄ in
- 1 694 kg, 7.51 m² / pal. ■ 3 735 lbs, 80.81 ft² / pal.

San Marino LARGE RECTANGLE PAVER



Height × Depth × Length



- A 100 × 150 × 225 mm 3¹⁵/₁₆ × 5⁷/₈ × 8⁷/₈ in
 - B 100 × 150 × 325 mm 3¹⁵/₁₆ × 5⁷/₈ × 12¹³/₁₆ in
 - C 100 × 150 × 425 mm 3⁹/₁₆ × 5⁷/₈ × 16³/₄ in
- 1 615 kg, 7.17 m² / pal. ■ 3 560 lbs, 77.14 ft² / pal.

* Onyx black and chocolate brown are only available in half-pallets. Color samples for reference only. Actual product colors may vary.

VICTORIEN 60 mm & 80 mm PAVER COLLECTION



grey

1 Victorien 60 mm 2 Victorien 80 mm



1
sandlewood

1-2
grey

1
shale grey

1
red and black

1
mojave beige

1-2
onyx black

1-2
chocolate brown

Victorien 60 mm PAVER



Height × Depth × Length 

60 × 108 × 216 mm 2 3/8 × 4 1/4 × 8 1/2 in
1588 kg, 11.50 m²/pal. ■ 3500 lbs, 123.70 ft²/pal.

Victorien 80 mm PAVER



Height × Depth × Length 

80 × 108 × 216 mm 3 1/8 × 4 1/4 × 8 1/2 in
1542 kg, 8.40 m²/pal. ■ 3400 lbs, 90 ft²/pal.

Color samples for reference only. Actual product colors may vary.



VILLAGIO PAVER



shale grey & onyx black

Villagio PAVER



Height × Depth × Length 

- A 60 × 130 × 130 mm 2 3/8 × 5 1/8 × 5 1/8 in
 - B 60 × 130 × 160 mm 2 3/8 × 5 1/8 × 6 5/16 in
 - C 60 × 130 × 185 mm 2 3/8 × 5 1/8 × 7 5/16 in
 - D 60 × 130 × 215 mm 2 3/8 × 5 1/8 × 8 7/16 in
- 1374 kg, 10.88 m²/pal. ■ 3 029 lbs, 117 ft²/pal.



sandlewood shale grey mojave beige champlain grey




harvest gold chestnut brown onyx black* chocolate brown*

* Onyx black and chocolate brown are only available in half-pallets. Color samples for reference only. Actual product colors may vary.

LEGACY PAVER COLLECTION

ALLEGRO PAVER



mojave beige




sandlewood shale grey mojave beige champlain grey harvest gold



chestnut brown autumn red

Allegro PAVER



Height × Depth × Length	
A 60 × 135 × 119 mm	2 ³ / ₈ × 5 ⁵ / ₁₆ × 4 ¹¹ / ₁₆ in
B 60 × 135 × 170 mm	2 ³ / ₈ × 5 ⁵ / ₁₆ × 6 ¹¹ / ₁₆ in
C 60 × 135 × 198 mm	2 ³ / ₈ × 5 ⁵ / ₁₆ × 7 ¹³ / ₁₆ in
D 60 × 135 × 238 mm	2 ³ / ₈ × 5 ⁵ / ₁₆ × 9 ³ / ₈ in

1594 kg, 10.83 m²/pal. ■ 3515 lbs, 116.50 ft²/pal.

ATHENA PAVER



sandlewood




sandlewood shale grey mojave beige champlain grey harvest gold



chestnut brown autumn red

Athena PAVER



Height × Depth × Length	
A 65 × 150 × 75 mm	2 ⁹ / ₁₆ × 5 ⁷ / ₈ × 2 ¹⁵ / ₁₆ in
B 65 × 150 × 150 mm	2 ⁹ / ₁₆ × 5 ⁷ / ₈ × 5 ⁷ / ₈ in
C 65 × 150 × 225 mm	2 ⁹ / ₁₆ × 5 ⁷ / ₈ × 8 ⁷ / ₈ in
D 65 × 150 × 300 mm	2 ⁹ / ₁₆ × 5 ⁷ / ₈ × 11 ¹³ / ₁₆ in
E 65 × 300 × 300 mm	2 ⁹ / ₁₆ × 11 ¹³ / ₁₆ × 11 ¹³ / ₁₆ in

1594 kg, 10.83 m²/pal. ■ 3515 lbs, 116.50 ft²/pal.

Color samples for reference only. Actual product colors may vary.

ELENA PAVER




sandlewood



sandlewood shale grey mojave beige champlain grey

Elena PAVER



Height × Depth × Length	
A 60 × 125 × 63 mm	$2\frac{3}{8} \times 4\frac{15}{16} \times 2\frac{1}{2}$ in
B 60 × 125 × 125 mm	$2\frac{3}{8} \times 4\frac{15}{16} \times 4\frac{15}{16}$ in
C 60 × 125 × 188 mm	$2\frac{3}{8} \times 4\frac{15}{16} \times 7\frac{3}{8}$ in
D 60 × 125 × 250 mm	$2\frac{3}{8} \times 4\frac{15}{16} \times 9\frac{13}{16}$ in
E 60 × 188 × 250 mm	$2\frac{3}{8} \times 7\frac{3}{8} \times 9\frac{13}{16}$ in

1592 kg, 11.67 m² / pal. ■ 3510 lbs, 125.52 ft² / pal.

HERA PAVER



sandlewood & chocolate brown




sandlewood shale grey mojave beige champlain grey harvest gold



chestnut brown autumn red onyx black* chocolate brown*

Hera SQUARE PAVER




Height × Depth × Length	
A 60 × 158 × 158 mm	$2\frac{3}{8} \times 6\frac{1}{4} \times 6\frac{1}{4}$ in

1606 kg, 11.54 m² / pal. ■ 3540 lbs, 124.20 ft² / pal.

Hera RECTANGLE PAVER



Height × Depth × Length	
A 60 × 158 × 238 mm	$2\frac{3}{8} \times 6\frac{1}{4} \times 9\frac{3}{8}$ in

1689 kg, 12.47 m² / pal. ■ 3723 lbs, 134.20 ft² / pal.

* Onyx black and chocolate brown are only available in half-pallets. Color samples for reference only. Actual product colors may vary.





TECHO-BLOC

PERMEABLE PAVERS

Techo-Bloc offers various eco-conscious and cost-effective pavements for residential and commercial stormwater management. These permeable pavements were designed to allow for the proper percolation of surface water into the ground; reducing the risk and severity of flooding, eliminating puddles, speeding up the melting process of snow, reducing winter ice hazards and cost-savings on de-icing salt and snow removal. Many municipalities encourage the use of permeable pavements by offering tax incentives, and utility fee reductions. Check with your local government to see if they offer and local incentives for permeable pavements.

ANTIKA PERMEABLE PAVER



shale grey



sandlewood shale grey chestnut brown onyx black chocolate brown

Antika PAVER



Various sizes, height of 2 3/8 inches

990 kg, 8.10 m² / pal. ■ 2 183 lbs, 87 ft² / pal.

INFLO COMMERCIAL PERMEABLE PAVER



shale grey



shale grey chestnut brown grey

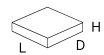
Inflo COMMERCIAL PERMEABLE PAVER



Height × Depth × Length

100 × 200 × 300 mm

1 229 kg, 5.76 m² / pal. ■ 2 710 lbs, 62 ft² / pal.



3 15/16 × 7 7/8 × 11 15/16 in

Color samples for reference only. Actual product colors may vary.



MISTA RANDOM PERMEABLE PAVER



shale grey



sandalwood

shale grey

mojave beige

champlain grey

harvest gold

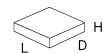
chestnut brown

autumn red

Mista RANDOM PERMEABLE PAVER



Height × Depth × Length



A 65 × 200 × 100 mm 2⁹/₁₆ × 7⁷/₈ × 3¹⁵/₁₆ in


B 65 × 200 × 200 mm 2⁹/₁₆ × 7⁷/₈ × 7⁷/₈ in

C 65 × 200 × 300 mm 2⁹/₁₆ × 7⁷/₈ × 11¹⁵/₁₆ in

1522 kg, 10.80 m²/pal. ■ 3356 lbs, 116.20 ft²/pal.

Color samples for reference only. Actual product colors may vary.

PURE PERMEABLE PAVER | NEW



champlain grey



sandlewood


shale grey

champlain grey

chestnut brown

Pure PERMEABLE PAVER



Height × Depth × Length	
A 80 × 229 × 229 mm	3 1/8 × 9 × 9 in
B 80 × 229 × 305 mm	3 1/8 × 9 × 12 in
C 80 × 229 × 381 mm	3 1/8 × 9 × 15 in

1440 kg, 8.36 m² / pal. ■ 3175 lbs, 90 ft² / pal.

Color samples for reference only. Actual product colors may vary.



VICTORIEN 60 mm PERMEABLE PAVER



chestnut brown



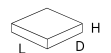
shale grey

chestnut brown

Victorien 60 mm PERMEABLE PAVER



Height × Depth × Length



60 × 108 × 216 mm

2³/₈ × 4¹/₄ × 8¹/₈ in

1 310 kg, 10.24 m² / pal. ■ 2 888 lbs, 110.22 ft² / pal.

Color samples for reference only. Actual product colors may vary.

VILLAGIO PERMEABLE PAVER



shale grey & onyx black



sandlewood

shale grey

mojave beige

champlain grey


harvest gold

chestnut brown

onyx black*

chocolate brown*

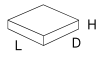
* Onyx black and chocolate brown are only available in half-pallets. Color samples for reference only. Actual product colors may vary.



shale grey

Villagio PERMEABLE PAVER



Height × Depth × Length	
A 60 × 130 × 130 mm	2 3/8 × 5 1/8 × 5 1/8 in
B 60 × 130 × 160 mm	2 3/8 × 5 1/8 × 6 5/16 in
C 60 × 130 × 185 mm	2 3/8 × 5 1/8 × 7 5/16 in
D 60 × 130 × 215 mm	2 3/8 × 5 1/8 × 8 7/16 in

1374 kg, 10.88 m²/pal. ■ 3029 lbs, 117 ft²/pal.





TECHO-BLOC


W A L L S

Designing your outdoor landscape goes beyond cladding the ground with something beautiful; it's about creating depth of field and dimension with the use of vertical elements. Wall systems are used to build and frame raised patios and stairways, construct stately pillars, support garden beds and act as a retention system against land erosion. Techo-Bloc's wall system colors have been coordinated to match our collection of slabs and paving stones; ensuring your outdoor design is well balanced and aesthetically pleasing.


BALTIMORE WALL COLLECTION



brushed pewter




champlain grey chestnut brown



brazilian sand brushed pewter

Baltimore 90mm WALL DOUBLE-SIDED



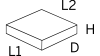
Height × Depth × Length 1 × Length 2 

- A 90 × 270 × 230 × 190 mm 3 9/16 × 10 5/8 × 9 1/16 × 7 1/2 in
- B 90 × 270 × 310 × 270 mm 3 9/16 × 10 5/8 × 12 3/16 × 10 5/8 in
- B* 90 × 270 × 270 × 270 mm 3 9/16 × 10 5/8 × 10 5/8 × 10 5/8 in
- C 90 × 270 × 375 × 355 mm 3 9/16 × 10 5/8 × 14 3/4 × 14 in

1.95 m², 1 067 kg / pal. ■ 21.04 ft², 2 353 lbs / pal.

Baltimore 180mm WALL DOUBLE-SIDED



Height × Depth × Length 1 × Length 2 

- A 180 × 270 × 230 × 190 mm 7 1/16 × 10 5/8 × 9 1/16 × 7 1/2 in
- B 180 × 270 × 310 × 270 mm 7 1/16 × 10 5/8 × 12 3/16 × 10 5/8 in
- B* 180 × 270 × 270 × 270 mm 7 1/16 × 10 5/8 × 10 5/8 × 10 5/8 in
- C 180 × 270 × 375 × 355 mm 7 1/16 × 10 5/8 × 14 3/4 × 14 in

1.95 m², 1 072 kg / pal. ■ 21.04 ft², 2 364 lbs / pal.

Color samples for reference only. Actual product colors may vary.



NEW | BOREALIS WALL

Stonedge
COLLECTION



hazelnut brandy tones



TONES*

smoked pine hazelnut brandy sauvignon oak

Borealis WALL OR EDGE DOUBLE-SIDED




Height × Depth × Length 

152 × 203 × 1 219 mm 6 × 8 × 48 in

2.97 m², 1 380 kg / pal. 32 ft², 3 042 lbs / pal.

*For an authentic look, each color option is composed of a variety of darker & lighter tones. Natural ingredients such as granite are present within the recipe to allow for a range in tones, veining and textures from one stone to another.



greyed nickel




greyed nickel

onyx black


beige cream

Graphix WALL DOUBLE-SIDED



	Height × Depth × Length	
1	75 × 230 × 508 mm	2 ¹⁵ / ₁₆ × 9 ¹ / ₁₆ × 20 in
2	75 × 255 × 508 mm	2 ¹⁵ / ₁₆ × 10 ¹ / ₁₆ × 20 in
3	75 × 280 × 508 mm	2 ¹⁵ / ₁₆ × 11 × 20 in
4	75 × 205 × 508 mm	2 ¹⁵ / ₁₆ × 8 ¹ / ₁₆ × 20 in
1 258 kg, 32.51 lin. m/pal. ■ 2 773 lbs, 106.67 lin. ft. / pal.		



	Height × Depth × Length	
1-A	75 × 230 × 508 mm	2 ¹⁵ / ₁₆ × 9 ¹ / ₁₆ × 20 in
2-A	75 × 255 × 508 mm	2 ¹⁵ / ₁₆ × 10 ¹ / ₁₆ × 20 in
3-A	75 × 280 × 508 mm	2 ¹⁵ / ₁₆ × 11 × 20 in
4-A	75 × 205 × 508 mm	2 ¹⁵ / ₁₆ × 8 ¹ / ₁₆ × 20 in
1 258 kg, 32.51 lin. m/pal. ■ 2 773 lbs, 106.67 lin. ft. / pal.		

Color samples for reference only. Actual product colors may vary.



MANCHESTER WALL



chocolate brown



sandlewood

shale grey

champlain grey

harvest gold

chestnut brown

autumn red

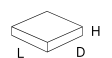
onyx black*

chocolate brown*

Manchester WALL



Height × Depth × Length



100 × 200 × 300 mm

3⁵/₁₆ × 7⁷/₈ × 11¹³/₁₆ in


1 252 kg, 2.70 m² / pal. ■ 2 760 lbs, 29.10 ft² / pal.

Color samples for reference only. Actual product colors may vary.

MINI-CRETA WALL COLLECTION



mojave beige



1 Mini-Creta 3" 2 Mini-Creta 6" 3 Mini-Creta Pillar 24" (24"× 3") & (24"× 6")



1-2-3
sandlewood

1-2-3
shale grey

1-2-3
mojave beige

1-2-3
champlain grey

1-2-3
harvest gold

1-2-3
chestnut brown

1-2-3
autumn red

1
onyx black*

1
chocolate brown*

* Onyx black and chocolate brown are only available in half-pallets. Color samples for reference only. Actual product colors may vary.



mojave beige

Pillar 24" 24" x 3"



Height x Depth x Length 

75 x 203 x 406 mm 2 7/8 x 8 x 16 in

708 kg / pal. = 1560 lbs / pal.

HEIGHT 900 mm = 35 7/16 in

Pillar 24" 24" x 6"



Height x Depth x Length 

150 x 203 x 406 mm 5 7/8 x 8 x 16 in

685 kg / pal. = 1510 lbs / pal.

HEIGHT 900 mm = 35 7/16 in

Mini-Creta 3" WALL DOUBLE-SIDED



Height x Depth x Length 1 x Length 2 

A 75 x 250 x 230 x 180 mm 2 15/16 x 9 13/16 x 9 1/16 x 7 1/16 in

B 75 x 250 x 300 x 250 mm 2 15/16 x 9 13/16 x 11 13/16 x 9 13/16 in

B* 75 x 250 x 300 x 300 mm 2 15/16 x 9 13/16 x 11 13/16 x 11 13/16 in

C 75 x 250 x 375 x 325 mm 2 15/16 x 9 13/16 x 14 3/4 x 12 13/16 in

D 75 x 250 x 375 x 350 mm 2 15/16 x 9 13/16 x 14 3/4 x 13 3/4 in

1102 kg, 2.23 m² / pal. = 2 430 lbs, 24 ft² / pal.

Mini-Creta 6" WALL DOUBLE-SIDED



Height x Depth x Length 1 x Length 2 

A 150 x 250 x 230 x 180 mm 5 7/8 x 9 13/16 x 9 1/16 x 7 1/16 in

B 150 x 250 x 300 x 250 mm 5 7/8 x 9 13/16 x 11 13/16 x 9 13/16 in

B* 150 x 250 x 300 x 300 mm 5 7/8 x 9 13/16 x 11 13/16 x 11 13/16 in

C 150 x 250 x 375 x 325 mm 5 7/8 x 9 13/16 x 14 3/4 x 12 13/16 in

D 150 x 250 x 375 x 350 mm 5 7/8 x 9 13/16 x 14 3/4 x 13 3/4 in

1 436 kg, 2.79 m² / pal. = 3 166 lbs, 30 ft² / pal.

MINI-CRETA ARCHITECTURAL WALL COLLECTION



chestnut brown

1 Mini-Creta 3" Architectural

2 Mini-Creta 6" Architectural

3 Mini-Creta Architectural Pillar



1-2-3 sandalwood

1-2-3 shale grey


1-2-3 champlain grey

1-2-3 chestnut brown

1 chocolate brown*

1 onyx black*

* Onyx black and chocolate brown are only available in half-pallets. Color samples for reference only. Actual product colors may vary.



chestnut brown

Architectural Pillar 24" 24" × 6"



Height × Depth × Length 
 150 × 203 × 406 mm $5\frac{7}{8} \times 8 \times 16$ in

685 kg / pal. ■ 1510 lbs / pal.
 HEIGHT 900 mm ■ 35 $\frac{7}{16}$ in

Mini-Creta 3" Architectural WALL DOUBLE-SIDED



Height × Depth × Length 1 × Length 2 

A 75 × 250 × 230 × 180 mm $2\frac{15}{16} \times 9\frac{13}{16} \times 9\frac{1}{16} \times 7\frac{1}{16}$ in
 B 75 × 250 × 300 × 250 mm $2\frac{15}{16} \times 9\frac{13}{16} \times 11\frac{13}{16} \times 9\frac{13}{16}$ in
 B* 75 × 250 × 300 × 300 mm $2\frac{15}{16} \times 9\frac{13}{16} \times 11\frac{13}{16} \times 11\frac{13}{16}$ in
 C 75 × 250 × 375 × 325 mm $2\frac{15}{16} \times 9\frac{13}{16} \times 14\frac{3}{4} \times 12\frac{13}{16}$ in
 D 75 × 250 × 375 × 350 mm $2\frac{15}{16} \times 9\frac{13}{16} \times 14\frac{3}{4} \times 13\frac{3}{4}$ in

1102 kg, 2.23 m² / pal. ■ 2 430 lbs, 24 ft² / pal.

Mini-Creta 6" Architectural WALL DOUBLE-SIDED



Height × Depth × Length 1 × Length 2 

A 150 × 250 × 230 × 180 mm $5\frac{7}{8} \times 9\frac{13}{16} \times 9\frac{1}{16} \times 7\frac{1}{16}$ in
 B 150 × 250 × 300 × 250 mm $5\frac{7}{8} \times 9\frac{13}{16} \times 11\frac{13}{16} \times 9\frac{13}{16}$ in
 B* 150 × 250 × 300 × 300 mm $5\frac{7}{8} \times 9\frac{13}{16} \times 11\frac{13}{16} \times 11\frac{13}{16}$ in
 C 150 × 250 × 375 × 325 mm $5\frac{7}{8} \times 9\frac{13}{16} \times 14\frac{3}{4} \times 12\frac{13}{16}$ in
 D 150 × 250 × 375 × 350 mm $5\frac{7}{8} \times 9\frac{13}{16} \times 14\frac{3}{4} \times 13\frac{3}{4}$ in

1 436 kg, 2.79 m² / pal. ■ 3 166 lbs, 30 ft² / pal.

MONUMENTAL WALL



mojave beige



shale grey

mojave beige

HALF UNIT



Height × Depth × Length



400 × 521 × 400 mm

15 3/4 × 20 1/2 × 15 3/4 in

1 065 kg, 1.28 m²/pal.

2 350 lbs, 13.80 ft²/pal.

REGULAR UNIT



Height × Depth × Length



400 × 521 × 800 mm

15 3/4 × 20 1/2 × 31 1/2 in

1 290 kg, 1.28 m²/pal.

2 845 lbs, 13.80 ft²/pal.

CORNER 90°



Height × Depth × Length



400 × 400 × 800 mm

15 3/4 × 15 3/4 × 31 1/2 in

1 035 kg, 1.92 m²/pal.

2 282 lbs, 20.67 ft²/pal.

BASE



Height × Depth × Length



400 × 876 × 800 mm

15 3/4 × 34 1/2 × 31 1/2 in

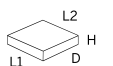
1 059 kg, 0.64 m²/pal.

2 335 lbs, 6.90 ft²/pal.

CAP



Height × Depth × Length 1 × Length 2



100 × 584 × 330 × 174 mm

3 15/16 × 23 × 13 × 6 7/8 in


1 234 kg, 9.09 lin. m. / pal.

2 720 lbs, 29.82 lin. ft. / pal.

Color samples for reference only. Actual product colors may vary.




PRESCOTT WALL COLLECTION



victoria tones

Prescott 2.25" CORNERS & PILLARS



Height × Depth × Length 
 57 × 250 × 360 mm 2 1/4 × 9 15/16 × 14 3/16 in
 811 kg = 1789 lbs HEIGHT 1029 mm = 40 1/2 in



TONES*

victoria


riviera

rock garden brown

coral sands


Prescott 4.5" CORNERS & PILLARS



Height × Depth × Length 
 114 × 250 × 360 mm 4 1/2 × 9 15/16 × 14 3/16 in
 849 kg = 1871 lbs HEIGHT 1029 mm = 40 1/2 in


Prescott 2.25" WALL DOUBLE-SIDED



Height × Depth × Length 1 × Length 2 
 A 57 × 250 × 229 × 189 mm 2 1/4 × 9 15/16 × 9 × 7 7/16 in
 B 57 × 250 × 305 × 265 mm 2 1/4 × 9 15/16 × 12 × 10 7/16 in
 C 57 × 250 × 381 × 341 mm 2 1/4 × 9 15/16 × 15 × 13 7/16 in
 1207 kg, 2.51 m²/pal. = 2661 lbs, 27 ft²/pal.

Prescott 4.5" WALL DOUBLE-SIDED



Height × Depth × Length 1 × Length 2 
 A 114 × 250 × 229 × 189 mm 4 1/2 × 9 15/16 × 9 × 7 7/16 in
 B 114 × 250 × 305 × 265 mm 4 1/2 × 9 15/16 × 12 × 10 7/16 in
 C 114 × 250 × 381 × 341 mm 4 1/2 × 9 15/16 × 15 × 13 7/16 in
 1237 kg, 2.51 m²/pal. = 2728 lbs, 27 ft²/pal.

*For an authentic look, each color option is composed of a variety of darker & lighter tones. Natural ingredients such as granite are present within the recipe to allow for a range in tones, veining and textures from one stone to another.



greyed nickel



onyx black

greyed nickel

beige cream

Raffinato 90 mm WALL, SMOOTH



Height × Depth × Length 1 × Length 2 

90 × 249 × 397 × 362 mm 3⁹/₁₆ × 9¹³/₁₆ × 15⁵/₈ × 14¹/₄ in

934 kg, 2.29 m² / pal. ■ 2 060 lbs, 24.61 ft² / pal.

Raffinato 180 mm WALL, SMOOTH



Height × Depth × Length 1 × Length 2 

180 × 249 × 397 × 362 mm 7¹/₁₆ × 9¹³/₁₆ × 15⁵/₈ × 14¹/₄ in

939 kg, 2.29 m² / pal. ■ 2 071 lbs, 24.61 ft² / pal.

Color samples for reference only. Actual product colors may vary.



Raffinato 90 mm PILLARS, CORNERS & EDGES SMOOTH



Height × Depth × Length 

90 × 249 × 359 mm 3 ⁹/₁₆ × 9 ¹³/₁₆ × 14 ¹/₈ in 702 kg ■ 1548 lbs

HEIGHT 1080 mm ■ 42 ¹/₂ in

Raffinato 180 mm PILLARS, CORNERS & EDGES SMOOTH



Height × Depth × Length 

180 × 249 × 359 mm 7 ¹/₁₆ × 9 ¹³/₁₆ × 14 ¹/₈ in 694 kg ■ 1529 lbs

HEIGHT 1080 mm ■ 42 ¹/₂ in

RÖCKA WALL | NEW



Stonedge
COLLECTION

riviera tones



TONES*

riviera rock garden brown chocolate brown baja beige

Röcka WALL OR EDGE DOUBLE-SIDED



Height × Depth × Length 1 × Length 2




- A 152 × 197 × 203 × 337 (mm) 6 × 7³/₄ × 8 × 13¹/₄ (in)
 - B 152 × 197 × 203 × 673 (mm) 6 × 7³/₄ × 8 × 26¹/₂ (in)
 - C 152 × 197 × 203 × 1 010 (mm) 6 × 7³/₄ × 8 × 39³/₄ (in)
- 844 kg, 1.85 m² / pal. = 1 860 lbs, 19.88 ft² / pal.

*For an authentic look, each color option is composed of a variety of darker & lighter tones. Natural ingredients such as granite are present within the recipe to allow for a range in tones, veining and textures from one stone to another.




SUPREMA WALL COLLECTION



shale grey

NEW



Suprema WALL SCULPTED



Height × Depth × Length H

A 203 × 305 × 457 mm 8 × 12 × 18 in

B 203 × 305 × 457 mm 8 × 12 × 18 in

1161 kg, 2.23 m²/pal. ■ 2560 lbs, 24 ft²/pal.

Suprema WALL SPLIT FACE



Height × Depth × Length H

A 203 × 305 × 457 mm 8 × 12 × 18 in

B 203 × 305 × 457 mm 8 × 12 × 18 in

1161 kg, 2.23 m²/pal. ■ 2560 lbs, 24 ft²/pal.

Color samples for reference only. Actual product colors may vary.

SEMMA WALL



shale grey



sandalwood


shale grey

mojave beige

champlain grey

chestnut brown


Color samples for reference only. Actual product colors may vary.



shale grey


Semma WALL DOUBLE-SIDED SPLIT FACE



Height × Depth × Length 1 × Length 2 
 A - B 150 × 279 × 406 × 267 mm 5 7/8 × 11 × 16 × 10 1/2 in
 1072 kg, 2.44 m²/pal. ■ 2363 lbs, 26.25 ft²/pal.

Semma CORNERS & PILLARS SPLIT FACE



Height × Depth × Length 
 150 × 266 × 406 mm 5 7/8 × 10 1/2 × 16 in
 636 kg ■ 1403 lbs **HEIGHT** 900 mm ■ 35 7/16 in





TECHO-BLOC

C A P S

They say good design is found at the core, but great design is in the details. Techo-Bloc caps are the finishing touch to any landscape project. Offered in a large array of colors, finishes and shapes, each cap serves many purposes.

See the Cap Selection Guide to see which caps fit your application.



Compatibility Charts

WALLS & PILLARS

CAPS

	Aged	Bullnose	Monumental	Muro Naturale	Piedimonte	Piedimonte 28" x 28"	Portofino	Prima 14"	Raffinato	Stonedge 28" x 28"	York	York 28" x 28"	York 32" x 32"
Baltimore 90 & 180 mm	●			●	●		●	●	●		●		
Graphix					●				●				
Manchester	●			●	●		●	●	●		●		
Mini-Creta 3" & 6" and Mini-Creta 3" & 6" Architectural	●	●		●	●		●	●	●		●		
Pillar 24" (Mini-Creta 3" & 6") and Pillar 24" Arch. (Mini-Creta 6" Architectural)						●			●	●		●	
Monumental			●										
Prescott 2.25" & 4.5"				●	●		●		●		●		
Prescott 2.25" & 4.5" Pillar						●			●	●		●	
Raffinato 90 & 180 mm Smooth				●	●				●				
Raffinato 90 & 180 mm Pillar Smooth						●			●				
Semma Split Face	●			●	●		●	●	●		●		
Semma Split Face Pillar									●				●
Suprema				●	●		●	●	●		●		

NOTE: The combinations shown in this chart are not complete. Other possible combinations exist.

APPLICATIONS


CAPS

	Aged	Bullnose	Bali Travertina	Muro Naturale	Piedimonte 12" x 30"	Piedimonte 14" x 30"	Piedimonte 28" x 28"	Portofino	Prima 14"	Raffinato	Stonedge 28" x 28"	York wall caps 16", 32", 48"	York 14" x 48"	York 24" x 36"	York 28" x 28"	York 32" x 32"	Blu 45 mm	Venetian	
Step	●	●		●	●	●	●	●	●	●	●	●	●						
Concrete & step overlay system																	●	●	
Pool coping		●	●	●	●	●	●	●	●	●	●	●	●						
Wall single-sided	●	●		●	●	●	●	●	●	●	●	●	●						
Wall double-sided	●			●	●	●	●	●	●	●	●	●	●						
Counter top					●	●					●		●	●	●	●			
Pillar							●			●				●	●	●			

AGED CAP



mojave beige



sandalwood

shale grey

mojave beige

champlain grey

harvest gold

chestnut brown

autumn red

onyx black*

chocolate brown*

Aged CAP DOUBLE-SIDED



Height × Depth × Length 1 × Length 2



A 75 × 317 × 225 × 165 mm $2\frac{15}{16} \times 12\frac{1}{2} \times 8\frac{7}{8} \times 6\frac{1}{2}$ in

B 75 × 317 × 300 × 240 mm $2\frac{15}{16} \times 12\frac{1}{2} \times 11\frac{13}{16} \times 9\frac{7}{16}$ in

C 75 × 317 × 375 × 315 mm $2\frac{15}{16} \times 12\frac{1}{2} \times 14\frac{3}{4} \times 12\frac{3}{8}$ in

C* 75 × 317 × 375 × 345 mm $2\frac{15}{16} \times 12\frac{1}{2} \times 14\frac{3}{4} \times 13\frac{9}{16}$ in

1129 kg, 20.12 lin. m / pal. ■ 2490 lbs, 66 lin. ft. / pal.

* Onyx black and chocolate brown are only available in half-pallets. Color samples for reference only. Actual product colors may vary.



BALI TRAVERTINA POOL COPING



riviera tones



TONES*

riviera

rock garden brown

ivory

Bali Travertina POOL COPING



Height 1 × Height 2 × Depth × Length 

57 × 70 × 305 × 406 mm 2 1/4 × 2 3/4 × 12 × 16 in

499 kg, 11.38 lin. m / pal. ■ 1100 lbs, 37.34 lin. ft. / pal.

*For an authentic look, each color option is composed of a variety of darker & lighter tones. Natural ingredients such as granite are present within the recipe to allow for a range in tones, veining and textures from one stone to another.

BULLNOSE POOL COPING



onyx black



sandalwood

shale grey

mojave beige

champlain grey

harvest gold

chestnut brown

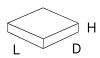
onyx black*

chocolate brown*

Bullnose POOL COPING



Height × Depth × Length



60 × 305 × 150 mm 2³/₈ × 12 × 5⁷/₈ in

1104 kg, 27 lin. m / pal. ■ 2435 lbs, 88.60 lin. ft. / pal.

* Onyx black and chocolate brown are only available in half-pallets. Color samples for reference only. Actual product colors may vary.



MURO NATURALE CAP



rock garden brown



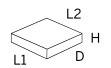
TONES*

onyx black rock garden brown chocolate brown

Muro Naturale CAP DOUBLE SIDED



Height × Depth × Length 1 × Length 2




A	76 × 368 × 305 × 241 mm	3 × 14 1/2 × 12 × 9 1/2 in
B	76 × 368 × 400 × 349 mm	3 × 14 1/2 × 15 3/4 × 13 3/4 in
C	76 × 368 × 489 × 445 mm	3 × 14 1/2 × 19 1/4 × 17 1/2 in
		1 153 kg, 17.77 lin. m / pal. ■ 2 542 lbs, 58.30 lin. ft. / pal.

*For an authentic look, each color option is composed of a variety of darker & lighter tones. Natural ingredients such as granite are present within the recipe to allow for a range in tones, veining and textures from one stone to another.

PIEDIMONTE CAP COLLECTION

Stonedge
COLLECTION



riviera tones



TONES*

riviera

onyx black

rock garden brow

Piedimonte 12" × 30" WALL CAP DOUBLE-SIDED



Height × Depth × Length 

57 × 298 × 762 mm 2 1/4 × 11 3/4 × 30 in

909 kg, 24.39 lin. m / pal. ■ 2 004 lbs, 80 lin. ft. / pal.

Piedimonte 14" × 30" WALL & STEP CAP DOUBLE-SIDED




Height × Depth × Length 

57 × 356 × 762 mm 2 1/4 × 14 × 30 in

835 kg, 18.29 lin. m / pal. ■ 1 840 lbs, 60 lin. ft. / pal.


*For an authentic look, each color option is composed of a variety of darker & lighter tones. Natural ingredients such as granite are present within the recipe to allow for a range in tones, veining and textures from one stone to another.



riviera tones

Piedimonte 28" PILLAR CAP



Height × Depth × Length 


73 × 711 × 711 mm 2 7/8 × 28 × 28 in

1 434 kg ■ 650 lbs

PORTOFINO CAP



Stonedge
COLLECTION



chocolate brown tones



TONES*

riviera

onyx black

rock garden brown

chocolate brown

azzurro

baja beige

Portofino CAP DOUBLE-SIDED



Height × Depth × Length 1 × Length 2



- | | | |
|---|-------------------------|---------------------------------------|
| A | 57 × 368 × 298 × 238 mm | 2 1/4 × 14 1/2 × 11 3/4 × 9 3/8 in |
| B | 57 × 368 × 403 × 349 mm | 2 1/4 × 14 1/2 × 15 7/8 × 13 3/4 in |
| C | 57 × 368 × 478 × 419 mm | 2 1/4 × 14 1/2 × 18 15/16 × 16 1/2 in |
| D | 57 × 368 × 483 × 483 mm | 2 1/4 × 14 1/2 × 19 × 19 in |

777 kg, 15.30 lin. m / pal. • 1712 lbs, 50.22 lin. ft. / pal.


*For an authentic look, each color option is composed of a variety of darker & lighter tones. Natural ingredients such as granite are present within the recipe to allow for a range in tones, veining and textures from one stone to another.



PRIMA 14" CAP



shale grey



sandalwood

shale grey

mojave beige

champlain grey

harvest gold

chestnut brown

autumn red

Prima 14" CAP DOUBLE-SIDED



Height × Depth × Length



75 × 356 × 406 mm

2¹⁵/₁₆ × 14 × 16 in

1 204 kg, 19.51 lin. m / pal. ■ 2 655 lbs, 64 lin. ft. / pal.

Color samples for reference only. Actual product colors may vary.



greyed nickel



onyx black

greyed nickel

beige cream

Raffinato 14" x 28" CAP



Height x Depth x Length 

90 x 356 x 711 mm 3 9/16 x 14 x 28 in

1440 kg, 17.07 lin. m / pal. 3175 lbs, 56 lin. ft. / pal.

Color samples for reference only. Actual product colors may vary.



STONEDGE PILLAR CAP




Stonedge
COLLECTION

chocolate brown tones

Stonedge 28" x 28" PILLAR CAP



Height x Depth x Length 
57 x 711 x 711 mm 2 1/4 x 28 x 28 in
652 kg ■ 1438 lbs



TONES OF*

onyx black

chocolate brown

baja beige

*For an authentic look, each color option is composed of a variety of darker & lighter tones. Natural ingredients such as granite are present within the recipe to allow for a range in tones, veining and textures from one stone to another.

YORK CAP COLLECTION



riviera tones



TONES*

riviera

onyx black


rock garden brown

chocolate brown

ivory

York 14" × 48" CAP



Height × Depth × Length  H
 57 × 356 × 1219 mm 2 1/4 × 14 × 48 in
 704 kg ■ 1552 lbs

*For an authentic look, each color option is composed of a variety of darker & lighter tones. Natural ingredients such as granite are present within the recipe to allow for a range in tones, veining and textures from one stone to another.




Stonedge
COLLECTION

riviera tones


York 28" × 28" PILLAR CAP



Height × Depth × Length 
 89 × 730 × 730 mm 3 1/2 × 28 3/4 × 28 3/4 in
 760 kg ■ 1676 lbs


York 32" × 32" PILLAR CAP



Height × Depth × Length 
 89 × 813 × 813 mm 3 1/2 × 32 × 32 in
 945 kg ■ 2 083 lbs


York CAP (16", 32", 48")



Height × Depth × Length 
 A 57 × 356 × 406 mm 2 1/4 × 14 × 16 in
 B 57 × 356 × 813 mm 2 1/4 × 14 × 32 in
 C 57 × 356 × 1219 mm 2 1/4 × 14 × 48 in
 724 kg ■ 1597 lbs

York 24" × 36" COUNTER TOP



Height × Depth × Length 
 57 × 610 × 914 mm 2 1/4 × 24 × 36 in
 1177 kg ■ 2 595 lbs





TECHO-BLOC

STEPS & CONCRETE OVERLAY SYSTEM


No matter the topography of your outdoor project, Techo-Bloc offers you a wide variety of products to build steps for all applications. Whether you dream of a delicate winding outdoor stairway, envision a bold and imposing staircase built of large rock face steps or simply need a few steps to connect the different level pavilions in your outdoor patio, Techo-Bloc has the answer.

We also offer overlay systems to restore old concrete steps, patios and balconies by concealing the staining, cracking and unkept appearance of poured concrete with a maintenance-free & salt-resistant ultra-thin paving stone solution.

BOREALIS STEP | NEW



Stonedge
COLLECTION



hazelnut brandy tones



TONES*

smoked pine hazelnut brandy sauvignon oak

Borealis STEP



Height × Depth × Length 

152 × 406 × 1219 mm 6 × 16 × 48 in

1394 kg, 9.75 lin. m / pal. 3 073 lbs, 32 lin. ft. / pal.

*For an authentic look, each color option is composed of a variety of darker & lighter tones. Natural ingredients such as granite are present within the recipe to allow for a range in tones, veining and textures from one stone to another.



MAYA STEP



riviera tones

Maya STEP



Height × Depth × Length 

152 × 813 × 1219 mm 6 × 32 × 48 in

324 kg, 1.22 lin. m/pal. ■ 715 lbs, 4 lin. ft./pal.



TONES OF*

riviera

rock garden brown

chocolate brown

baja beige

*For an authentic look, each color option is composed of a variety of darker & lighter tones. Natural ingredients such as granite are present within the recipe to allow for a range in tones, veining and textures from one stone to another.

RAFFINATO STEP | NEW



greyed nickel



onyx black

greyed nickel

beige cream

Raffinato STEP



Height × Depth × Length 

180 × 368 × 1067 mm 7 1/16 × 14 1/2 × 42 in

1468 kg, 9.6 lin. m / pal. 3236 lbs, 31.5 lin. ft. / pal.

Color samples for reference only. Actual product colors may vary.



RÖCKA STEP



Stonedge
COLLECTION

baja beige tones

Röcka 48" STEP



Height × Depth 1 × Depth 2 × Length
 $\frac{D1}{L} \frac{H}{D2}$

152 × 381 × 371 × 1219 mm 6 × 15 × 14 5/8 × 48 in
 1259 kg, 6.10 lin. m / pal. ■ 2770 lbs, 32 lin. ft. / pal.

Röcka 60" STEP



Height × Depth 1 × Depth 2 × Length
 $\frac{D1}{L} \frac{H}{D2}$

152 × 381 × 371 × 1524 mm 6 × 15 × 14 5/8 × 60 in
 903 kg, 6.10 lin. m / pal. ■ 1990 lbs, 20 lin. ft. / pal.

NEW

Röcka WALL OR EDGE DOUBLE-SIDED



NOTE: When building a staircase, the Röcka wall can be used to complete the sides and act as part of a structural system. See the product specifications on **page 94**. For installation details, consult the Techo-Bloc Spec Book.

TONES*



riviera

rock garden brown



chocolate brown

baja beige

*For an authentic look, each color option is composed of a variety of darker & lighter tones. Natural ingredients such as granite are present within the recipe to allow for a range in tones, veining and textures from one stone to another.

YORK STEP



rock garden brown tones



TONES OF*

riviera

rock garden brown

chocolate brown

baja beige


*For an authentic look, each color option is composed of a variety of darker & lighter tones. Natural ingredients such as granite are present within the recipe to allow for a range in tones, veining and textures from one stone to another.



rock garden brown tones

York^{STEP}



Height × Depth × Length 
 152 × 381 × 1524 mm 6 × 15 × 60 in
 933 kg, 6.10 lin. m / pal. 2 057 lbs, 20 lin. ft. / pal.


CONCRETE OVERLAY SYSTEM



VENETIAN slate, chestnut brown



Color samples for reference only. Actual product colors may vary.



BLU 45 mm slate, chestnut brown

Venetian CAP, SLATE & SMOOTH



Height × Depth × Length 

SLATE 45 × 356 × 406 mm 1 3/4 × 14 × 16 in
693 kg, 19.52 lin. m / pal. ■ 1 530 lbs, 64 lin. ft. / pal.

SMOOTH 45 × 356 × 406 mm 1 3/4 × 14 × 16 in
680 kg, 19.52 lin. m / pal. ■ 1 500 lbs, 64 lin. ft. / pal.

Venetian RISER




Height × Depth × Length 

SLATE 178 × 45 × 406 mm 7 × 1 3/4 × 16 in
363 kg, 19.52 lin. m / pal. ■ 801 lbs, 64 lin. ft. / pal.

SMOOTH 178 × 45 × 397 mm 7 × 1 3/4 × 15 5/8 in
368 kg, 19.52 lin. m / pal. ■ 811 lbs, 64 lin. ft. / pal.

Blu 45 mm SLAB



Height × Depth × Length 

SLATE & SMOOTH

A 45 × 330 × 165 mm 1 3/4 × 13 × 6 1/2 in

B 45 × 330 × 330 mm 1 3/4 × 13 × 13 in

C 45 × 330 × 495 mm 1 3/4 × 13 × 19 1/2 in
1 193 kg, 11.84 m² / pal. ■ 2 631 lbs, 127.44 ft² / pal.





TECHO-BLOC

EDGES


Add curb appeal to your driveway and reduce maintenance of your walkways and flowerbeds with edging stones. Edging keeps the mulch in and the grasses out of flowerbeds. Our edging product line is offered in both traditional and modern styles. Choose from nature-inspired colors to fit your home for a traditional look, or add a more contemporary touch to your home's exterior by opting for sharper lines and contrasting colors.

AVIGNON EDGE



harvest gold

BELGIK EDGE



autumn red



sandlewood shale grey mojave beige champlain grey harvest gold



chestnut brown



sandlewood shale grey mojave beige champlain grey harvest gold



chestnut brown autumn red

Avignon EDGE



Height × Depth × Length 

178 × 114 × 305 mm 7 × 4½ × 12 in

1 247 kg, 27.44 lin. m / pal. ■ 2 750 lbs, 90 lin. ft. / pal.

Belgik EDGE



Height × Depth × Length 

177 × 100 × 250 mm 6¹⁵/₁₆ × 3⁵/₁₆ × 9¹³/₁₆ in

1 184 kg, 30 lin. m / pal. ■ 2 610 lbs, 98.43 lin. ft. / pal.

Color samples for reference only. Actual product colors may vary.



NEW

BOREALIS EDGE




NEW

BRANDON EDGE




Stonedge
COLLECTION

hazelnut brandy tones



chestnut brown



TONES*

smoked pine hazelnut brandy sauvignon oak

Borealis WALL OR EDGE



Height × Depth × Length

152 × 203 × 1219 mm 6 × 7³/₄ × 8 × 48 in
1380 kg, 2.97 m²/pal. 3042 lbs, 32 ft²/pal.

Can also be used as a wall unit, see specs on page 83.



sandlewood

shale grey

chestnut brown



champlain grey

onyx black

chocolate brown

Brandon EDGE



Height × Depth × Length

A 180 × 100 × 225 mm 7¹/₁₆ × 3⁵/₁₆ × 8⁷/₈ in

B 180 × 100 × 325 mm 7¹/₁₆ × 3⁵/₁₆ × 12¹³/₁₆ in

C 180 × 100 × 425 mm 7¹/₁₆ × 3⁵/₁₆ × 16³/₄ in

1770 kg, 42.9 lin. m / pal. 3901 lbs, 140.75 lin. ft. / pal.

*For an authentic look, each color option is composed of a variety of darker & lighter tones. Natural ingredients such as granite are present within the recipe to allow for a range in tones, veining and textures from one stone to another.


Color samples for reference only. Actual product colors may vary.

RAFFINATO EDGE | NEW




onyx black

PIETRA EDGE



shale grey




greyed nickel onyx black beige cream



sandlewood shale grey mojave beige champlain grey harvest gold chestnut brown


Raffinato 90 mm PILLAR/CORNER/EDGE



Height × Depth × Length 
 90 × 249 × 359 mm 3 9/16 × 9 13/16 × 14 1/8 in 702 kg ▪ 1548 lbs
 Can also be used as a pillar or corner unit, see specs on page 92.


Raffinato 180 mm PILLAR/CORNER/EDGE



Height × Depth × Length 
 180 × 249 × 359 mm 7 1/16 × 9 13/16 × 14 1/8 in 694 kg ▪ 1529 lbs
HEIGHT 1080 mm ▪ 42 1/2 in

Pietra EDGE



Height × Depth × Length 
 A 114 × 80 × 225 mm 4 1/2 × 3 1/8 × 8 7/8 in
 B 114 × 80 × 300 mm 4 1/2 × 3 1/8 × 11 13/16 in
 C 114 × 80 × 375 mm 4 1/2 × 3 1/8 × 14 3/4 in
 583 kg, 29.20 lin. m / pal. ▪ 1285 lbs, 96 lin. ft. / pal.

Color samples for reference only. Actual product colors may vary.



NEW

RÖCKA EDGE



TUNDRA EDGE



Stonededge
COLLECTION

rock garden brown tones




harvest gold



TONES*

riviera rock garden brown chocolate brown baja beige



sandlewood shale grey mojave beige champlain grey harvest gold chestnut brown

Röcka WALL OR EDGE DOUBLE-SIDED



Height × Depth × Length 1 × Length 2 

- A 152 × 197 × 203 × 337 (mm) 6 × 7³/₄ × 8 × 13¹/₄ (in)
- B 152 × 197 × 203 × 673 (mm) 6 × 7³/₄ × 8 × 26¹/₂ (in)
- C 152 × 197 × 203 × 1010 (mm) 6 × 7³/₄ × 8 × 39³/₄ (in)

844 kg, 1.85 m² / pal. ■ 1860 lbs, 19.88 ft² / pal.

Tundra EDGE



Height 1 × Height 2 × Depth 1 × Depth 2 × Length 

90 × 160 × 102 × 225 × 250 mm 3⁹/₁₆ × 6⁵/₁₆ × 4 × 8⁷/₈ × 9¹³/₁₆ in
1143 kg, 16 lin. m / pal. ■ 2520 lbs, 52.50 lin. ft. / pal.

*For an authentic look, each color option is composed of a variety of darker & lighter tones. Natural ingredients such as granite are present within the recipe to allow for a range in tones, veining and textures from one stone to another.

Color samples for reference only. Actual product colors may vary.





TECHO-BLOC

OUTDOOR FEATURES

With more space than rooms have to offer, it seems as if the backyard is becoming the party room. Homeowners are looking for creative and functional ways to entertain their guests under the open sky. Firepits, Pizza Ovens and Fireplaces can be found in this section for all your outdoor entertaining needs.

GRILL ISLAND

Not sold pre-assembled



harvest gold



sandlewood

shale grey

mojave beige

champlain grey

harvest gold

chestnut brown

autumn red

onyx black*

chocolate brown*

For technical information, a full list of products and installation details please refer to the Techo-Spec book. Appliances not included.
* Onyx black and chocolate brown are only available in half-pallets. Color samples for reference only. Actual product colors may vary.



MANCHESTER FOYER

4-piece modular system



harvest gold




shale grey

Manchester Foyer PRE-ASSEMBLED (SOLD SEPARATELY)



harvest gold

Manchester Foyer PRE-ASSEMBLED (SOLD SEPARATELY)



The harvest gold and shale grey fire place differ both in color and slightly in Foyer design. The harvest gold uses York caps while the shale grey Foyer uses Bullnose caps. Please refer to the Techo-Spec book for details. Color samples for reference only. Actual product colors may vary.

MANCHESTER ELITE PIZZA OVEN

NEW

 Sold as a kit, 2 piece modular system.



shale grey



shale grey

harvest gold

Manchester Elite PIZZA OVEN

TOP SECTION	HEIGHT	1260 mm ■ 49 ⁵ / ₈ in
	WIDTH	1251 mm ■ 49 ¹ / ₄ in
	LENGTH	1248 mm ■ 49 ¹ / ₈ in
		1770 kg ■ 3903 lbs

Manchester Elite PIZZA OVEN

BOTTOM SECTION	HEIGHT	1060 mm ■ 41 ³ / ₄ in
	WIDTH	1251 mm ■ 49 ¹ / ₄ in
	LENGTH	1492 mm ■ 58 ³ / ₄ in
		2183 kg ■ 4812 lbs

MANCHESTER RUSTIC PIZZA OVEN

NEW

BASE & SIDE COUNTER UNITS

 Modular system, Sold as a kit not pre-assembled



FORNO
Sold separately

shale grey



shale grey

harvest gold



Counter

Base


Manchester Rustic PIZZA OVEN BASE & SIDE COUNTER (SOLD SEPARATELY)

BASE	HEIGHT	1100 mm ■ 43 ⁵ / ₁₆ in	COUNTER	HEIGHT	1090 mm ■ 42 ¹⁵ / ₁₆ in
	WIDTH	1100 mm ■ 43 ⁵ / ₁₆ in		WIDTH	940 mm ■ 37 in
	LENGTH	1200 mm ■ 47 ¹ / ₄ in		LENGTH	762 mm ■ 30 in
		1918 kg ■ 4229 lbs			1140 kg ■ 2513 lbs

COMES WITH VARIOUS PIZZA ACCESSORIES.

Color samples for reference only. Actual product colors may vary. The Manchester Elite & Rustic pizza oven kit includes color accent pieces in each kit : the shale grey version includes Onyx Black accents; the harvest gold includes chocolate brown accents.



NEW | **RAFFINATO**
PIZZA OVEN
BASE & SIDE COUNTER UNITS

Modular system, Sold as a kit not pre-assembled 



greyed nickel

NEW | **FORNO**
PIZZA OVEN



beige cream

greyed nickel

Raffinato PIZZA OVEN BASE & SIDE COUNTER (SOLD SEPARATELY)

BASE		COUNTER	
HEIGHT	990 mm ■ 39 in	HEIGHT	990 mm ■ 39 in
WIDTH	1077 mm ■ 42 3/8 in	WIDTH	940 mm ■ 37 in
LENGTH	1216 mm ■ 47 1/8 in	LENGTH	762 mm ■ 30 in
	1788 kg ■ 3941 lbs		1026 kg ■ 2236 lbs

Forno PIZZA OVEN

HEIGHT	1160 mm ■ 45 11/16 in
WIDTH	855 mm ■ 33 11/16 in
LENGTH	980 mm ■ 38 9/16 in
	125 kg ■ 275 lbs

COMES WITH VARIOUS PIZZA ACCESSORIES.

Color samples for reference only. Actual product colors may vary. The Raffinato pizza oven kit includes color accent pieces in each kit : the Greyed Nickel version includes Onyx Black accents; the Beige Cream includes Greyed Nickel accents.

PRESCOTT FIRE PIT | NEW

Sold as a kit not pre-assembled



Stonedge
COLLECTION



riviera tones



TONES*

riviera

rock garden brown

Prescott FIRE PIT

HEIGHT 457 mm ■ 18 in

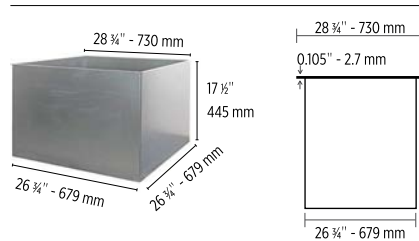
WIDTH 1314 mm ■ 51 3/4 in

LENGTH 1314 mm ■ 51 3/4 in

971 kg ■ 2140 lbs

Piedimonte caps included.

Prescott FIRE PIT INSERT



*For an authentic look, each color option is composed of a variety of darker & lighter tones. Natural ingredients such as granite are present within the recipe to allow for a range in tones, veining and textures from one stone to another.



NEW | **RAFFINATO** FIRE PIT

Sold as a kit not pre-assembled


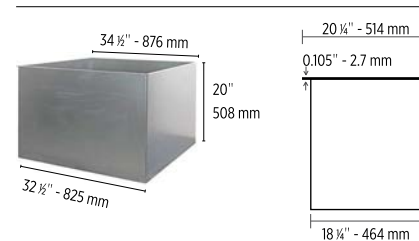


greyed nickel

Raffinato FIRE PIT

HEIGHT 540 mm ■ 21 1/4 in
WIDTH 1 054 mm ■ 41 1/2 in
LENGTH 1 419 mm ■ 55 7/8 in
 1 157 kg ■ 2 550 lbs
 12" x 24" caps included.

Raffinato FIRE PIT INSERT



beige cream

greyed nickel

Color samples for reference only. Actual product colors may vary. The Raffinato fire pit kit includes color accent pieces in each kit : the Greyed Nickel version includes Onyx Black accents; the Beige Cream includes Greyed Nickel accents.

VALENCIA FIRE PIT

Sold as a kit not pre-assembled



chestnut brown



sandlewood



shale grey



mojave beige



champlain grey



harvest gold



chestnut brown



autumn red

Color samples for reference only. Actual product colors may vary.




chestnut brown



Accessory kit sold separately.

Valencia FIRE PIT



Height × Depth × Length  H
 75 × 250 × 247 mm 2¹⁵/₁₆ × 9¹⁵/₁₆ × 9³/₄ in

696 kg ■ 1535 lbs

14³/₄" Height ■ 29¹/₈" Interior diameter ■ 48¹⁵/₁₆" Exterior diameter.

COLOR COORDINATE

COLOR CHART

SLABS	sandlewood	grey	slate grey	charcoal	red & black	mojave beige	champlain grey	victoria	riviera	onyx black	rock garden brown	harvest gold	chestnut brown	autumn red	arizona gold	chocolate brown	ivory	azzurro	baja beige	olive	brazilian sand	brushed pewter	coral sands	smoked pine	hazelnut brandy	sawignon oak	greyed nickel	beige cream	
Aberdeen																													
Blu 60 mm - Slate	●		●			●	●				●	●	●	●				●	●	●									
Blu 60 mm - Slate Aged	●		●			●	●				●	●	●	●															
Blu 60 mm - Smooth			●			●	●			●		●	●	●													●	●	
Blu 60 mm (6"×13") - Slate	●		●			●	●			●		●	●	●													●	●	
Blu 60 mm (6"×13") - Smooth			●			●	●			●		●	●	●													●	●	
Blu Grande - Slate	●		●			●	●			●		●	●	●													●	●	
Blu Grande - Smooth			●			●	●			●		●	●	●													●	●	
Borealis																								●	●	●			
Inca								●	●											●			●						
Industria - serie 600		●		●						●																	●	●	
Maya								●	●											●									
Mezzo								●	●											●									
Monticello											●					●		●		●									
Royale	●		●				●				●						●												
Travertina									●		●						●												
TUX										●																	●	●	
PAVERS	sandlewood	grey	slate grey	charcoal	red & black	mojave beige	champlain grey	victoria	riviera	onyx black	rock garden brown	harvest gold	chestnut brown	autumn red	arizona gold	chocolate brown	ivory	azzurro	baja beige	olive	brazilian sand	brushed pewter	coral sands	smoked pine	hazelnut brandy	sawignon oak	greyed nickel	beige cream	
Allegro	●		●			●	●					●	●	●															
Antika	●		●			●	●			●		●	●	●		●													
Athena	●		●			●	●					●	●	●															
Blu 80 mm - Slate	●		●			●	●					●	●	●														●	●
Blu 80 mm - Smooth			●			●	●			●		●	●	●														●	●
BLU 80 mm (6"×13") - Slate	●		●			●	●			●	●	●	●	●		●												●	●
BLU 80 mm (6"×13") - Smooth			●			●	●			●		●	●	●		●												●	●
Elena	●		●			●	●					●	●	●															
EVA	●		●			●	●					●	●	●															
Flagstone	●		●			●	●					●	●	●															
Hera - Square & Rectangle	●		●			●	●			●		●	●	●															
Industria Collection		●		●						●				●														●	●
Inflo		●	●							●			●	●															
Linea	●		●				●			●		●	●	●															
Mista - Square & random permeable	●		●			●	●					●	●	●															
Mista Grande			●				●			●		●	●	●															
Parisien - Square & Circle	●		●			●	●					●	●	●															
Parisien - Rectangle	●		●			●	●			●		●	●	●															
PURE	●		●				●						●	●															
Rotondo	●		●			●	●					●	●	●															
San Marino	●		●				●			●		●	●	●															
Victorien 60 mm	●	●	●		●	●				●			●	●															
Victorien 60 mm Permeable			●				●						●	●															
Victorien 80 mm		●								●			●	●															
Villagio	●		●			●	●			●		●	●	●															

● New ● Available ● Available 1/2 pallet

WALLS & PILLARS	sandlewood	grey	shale grey	charcoal	red & black	mojave beige	champlain grey	victoria	riviera	onyx black	rock garden brown	harvest gold	chestnut brown	autumn red	chocolate brown	ivory	azzurro	baja beige	olive	brazilian sand	brushed pewter	coral sands	smoked pine	hazelnut brandy	sauvignon oak	greyed nickel	beige cream
Baltimore 90 mm & 180 mm							●						●							●	●						
BOREALIS																							●	●	●		
GRAPHIX										●																●	●
Manchester	●		●				●			●		●	●		●											●	●
Mini-Creta 3"	●		●			●	●			●		●	●	●	●											●	●
Mini-Creta 6"	●		●			●	●			●		●	●	●	●											●	●
Pillars 24" x 3" & 24" x 6" Mini-Creta	●		●			●	●			●		●	●	●	●											●	●
Mini-Creta 3" Architectural	●		●			●	●			●		●	●	●	●											●	●
Mini-Creta 6" Architectural	●		●			●	●			●		●	●	●	●											●	●
Pillar 24" x 6" Mini-Creta Architectural	●		●			●	●			●		●	●	●	●											●	●
Monumental			●			●																					
Prescott 2.25" & 4.5" (walls & pillars)								●	●		●											●					
RAFFINATO 90 mm & 180 mm - (walls & pillars)										●																●	●
RÖCKA									●	●	●				●			●									
Semma - Split face	●		●			●	●						●														
Suprema - Split face	●		●			●	●						●														
SUPREMA - Sculpted	●		●			●	●																				
STEPS, CAPS AND OVERLAY SYSTEM	sandlewood	grey	shale grey	charcoal	red & black	mojave beige	champlain grey	victoria	riviera	onyx black	rock garden brown	harvest gold	chestnut brown	autumn red	chocolate brown	ivory	azzurro	baja beige	olive	brazilian sand	brushed pewter	coral sands	smoked pine	hazelnut brandy	sauvignon oak	greyed nickel	beige cream
Aged Cap	●		●			●	●			●		●	●	●	●												
Bali Travertina Cap	●		●			●	●		●	●		●	●	●	●												
Bullnose Cap	●		●			●	●			●		●	●	●	●												
Monumental Cap	●		●			●	●			●		●	●	●	●												
Muro Naturale Cap	●		●			●	●			●		●	●	●	●												
Piedimonte Caps	●		●			●	●		●	●	●	●	●	●	●												
Portofino Cap	●		●			●	●		●	●	●	●	●	●	●		●	●									
Prima 14" Cap	●		●			●	●		●	●	●	●	●	●	●											●	●
RAFFINATO Caps - Smooth										●																●	●
Stonedge 28" pillar Cap										●								●								●	●
York Collection									●	●	●	●	●	●	●	●											
BOREALIS step																							●	●	●		
Maya step									●	●	●	●	●	●	●			●									
RAFFINATO step - Smooth										●																●	●
Röcka steps 48" & 60"									●	●	●	●	●	●	●			●									
York step									●	●	●	●	●	●	●			●									
Blu 45 mm Concrete Overlay System - Slate	●		●			●	●			●		●	●	●	●											●	●
Blu 45 mm Concrete Overlay System - Smooth	●		●			●	●			●		●	●	●	●											●	●
Venetian Concrete Overlay System - Slate	●		●			●	●			●		●	●	●	●											●	●
Venetian Concrete Overlay System - Smooth	●		●			●	●			●		●	●	●	●											●	●
EDGES	sandlewood	grey	shale grey	charcoal	red & black	mojave beige	champlain grey	victoria	riviera	onyx black	rock garden brown	harvest gold	chestnut brown	autumn red	chocolate brown	ivory	azzurro	baja beige	olive	brazilian sand	brushed pewter	coral sands	smoked pine	hazelnut brandy	sauvignon oak	greyed nickel	beige cream
Avignon	●		●			●	●					●	●														
Belgik	●		●			●	●					●	●	●													
BOREALIS																							●	●	●		
BRANDON	●		●				●			●			●		●												
Pietra	●		●			●	●					●	●														
RAFFINATO																										●	●
RÖCKA									●	●	●				●			●									
Tundra	●		●			●	●					●	●														
OUTDOOR FEATURES	sandlewood	grey	shale grey	charcoal	red & black	mojave beige	champlain grey	victoria	riviera	onyx black	rock garden brown	harvest gold	chestnut brown	autumn red	chocolate brown	ivory	azzurro	baja beige	olive	brazilian sand	brushed pewter	coral sands	smoked pine	hazelnut brandy	sauvignon oak	greyed nickel	beige cream
Foyer			●									●															
PRESCOTT fire pit									●		●																
RAFFINATO fire pit																										●	●
Valencia fire pit	●		●			●	●					●	●	●													
MANCHESTER ELITE, pizza oven			●									●	●														
MANCHESTER RUSTIC, pizza oven			●									●	●														
RAFFINATO, pizza oven																										●	●

● New ● Available ● Available 1/2 pallet

COLOR

Due to the inherent nature of printed literature and current digital media, Techo-Bloc cannot guarantee specific color matching to printed representations of its color swatches.

Each color option is composed of a variety of darker & lighter tones. Natural ingredients such as granite are present within the recipe to allow for a range in tones, veining and textures from one stone to another. Therefore, color samples shown are approximate representations of our standard colors and actual product colors may vary.

Final color selection should be made at your local dealer from stocked product. Techo-Bloc always recommends immediately verifying the product and color upon reception. If there are any discrepancies, contact your local dealer before continuing your project. Installation of the product constitutes your acceptance of the product as is.

PROPER COLOR DISTRIBUTION AND LAYING TECHNIQUES

Proper installation enhances the overall color of pavement. Units should be randomly picked from at least two pallets when installing. This creates an attractive and subtle blending of color.

EFFLORESCENCE

This warranty does not apply to efflorescence. Efflorescence is a natural occurring process in all concrete products which sometimes appears in the form of a white powdery film on the pavement surface. Efflorescence is more perceivable in darker colors such as Onyx Black and Chocolate Brown as there is a higher level of contrast than with other blended colors. It does not, in any way, compromise the functionality or the structural integrity of the product. Although efflorescence cannot be prevented, it will wash off over time or can be cleaned with efflorescence cleaner. Techo-Bloc accepts no responsibility or liability for this condition.

POLYMERIC HAZE

Polymeric haze from the use of polymeric joint sand may appear on your concrete products if the sand was not removed from the surface of the paver properly. This does not, in any way, affect the integrity of the product or your installation. The hazing will weather away naturally with time and rain. It can be removed with a specialized cleaner; you are advised to contact your contractor or the polymeric sand company used for advice on recommendations. Techo-Bloc accepts no responsibility or liability for this occurrence.

CONSTRUCTION RESIDUE

A by-product of cutting with a saw is residue-filled water or concrete dust. Residue-filled water or re-hydrated dust can cling to the surface and leave a concrete stain. It is recommended to wash and remove the water or concrete dust from the surface of the pavers before it dries. Construction residue can also happen through soil disturbance or environmental elements. These contaminants should be removed immediately but do not affect the integrity of the product or your installation. Techo-Bloc accepts no responsibility or liability for these occurrences.

COMPACTOR AND SNOW REMOVAL EQUIPMENT

Pavers with an embossed surface (high and low points) are more susceptible to scuff marks from vibratory plate compactors used in most concrete paver installations. Techo-Bloc recommends the use of a urethane mat between the plate and the paver surface during compacting. Contact your equipment supplier for more information about accessories for this purpose. Also, snow removal equipment should have the proper spacing, bumpers, and rubber blade guards to protect the surface of the pavers. Techo-Bloc is not responsible for damage caused by the misuse of compaction or snow removal equipment, which may leave scuff marks, or burns on pavers.

TECHO-BLOC WARRANTY

TECHO-BLOC IS PROUD TO CERTIFY that our paving stones and retaining walls meet the latest industry standards in Canada and the United States of America. All Techo-Bloc manufactured landscape products comply with and surpass all applicable standards established by the CSA (*Canadian Standards Association*), ASTM (*American Society for Testing and Materials*) and the BNQ (*Bureau de normalisation du Québec*), recognized as the strictest standards throughout the world.

TECHO-BLOC OFFERS A TRANSFERABLE LIFETIME WARRANTY on the structural integrity of all paving stones and retaining wall stones it manufactures. It covers any disintegration and/or decomposition of the abovementioned products resulting from natural causes and the abnormal deterioration of the surface due to the use of sodium chloride (NaCl) such as de-icing salt.

IF PRODUCTS PROVE DEFECTIVE, we will replace these units. Techo-Bloc's responsibility is limited to its products only and not to the costs related to the installation of those products. Techo-Bloc will honor this transferable lifetime warranty with a proof of purchase such as an invoice or delivery slip.

STONEDGE COLLECTION WARRANTY

STONEDGE™ LANDSCAPE AND MASONRY PRODUCTS are manufactured under the highest standards of quality and workmanship. This warranty is offered to the original Consumer Purchaser (Homeowner), for as long as they own their home. STONEDGE™ warrants that the product is free from defects in material and workmanship, and is in compliance with the specifications of the Canadian Standards Association and the American Standards for testing Materials.

NOTE: This warranty does not apply to any breakage, chipping, natural wear or other deterioration that were caused from improper design or installation which does not comply with applicable codes, the ICPI (*Interlocking Concrete Pavement Institute*), NCMA (*National Concrete Masonry Association*) and recognized work procedures. This warranty does not apply to any damage resulting from a natural disaster or from a deliberate and/or negligible act on the part of the purchaser, owner of the building, installer or any third party.

For industry information about efflorescence, polymeric haze or information pertaining to installation specifications, please visit www.icpi.org or www.ncma.org.

From THE GROUND UP

MASONRY

Request a TECHO-BLOC Masonry Catalog on www.techo-bloc.com



Chantilly - riviera





LAYING THE GROUNDWORK for

S P E C T A C U L A R

Techo-Bloc
Precious Stones™

TOLL FREE : **1.877.832.4625**

Serving over 340 specialty landscape retailers in the USA. Visit techo-bloc.com to find the nearest one.